

REGISTRAR OF PENSION FUNDS ANNUAL REPORT



**FINANCIAL
SERVICES
BOARD**

 **FSCA**
Financial Sector
Conduct Authority



ABOUT US

THE REGISTRAR OF PENSION FUNDS

The Registrar of Pension Funds was part of the Financial Services Board (FSB), an independent institution that operated between 1991 and 2018 to oversee the South African non-banking financial services industry.

Its mission and vision were to promote and maintain a sound financial investment environment in South Africa for the benefit of the public.

Due to the Twin Peaks financial sector regulatory reforms and the Financial Sector Regulation Act No. 9 of 2017, the Financial Services Board ceased to exist on 31 March 2018.

On 1 April 2018, the Registrar of Pension Funds was integrated into the Financial Sector Conduct Authority (FSCA).

THE WORK

As part of the Financial Services Board, the Registrar of Pension Funds sought to ensure that retirement funds were

financially sound, properly governed and serviced, and their members treated fairly.

The Financial Services Board existed to ensure that all South Africans were treated fairly by financial services providers and could enjoy a safe investment environment.

The Financial Services Board regulated the non-banking financial services industry, which includes retirement funds, short-term and long-term insurance companies, collective investment schemes (unit trusts and hedge funds), investment institutions (stock market) and financial advisors and brokers.

THE REPORT

This report is the 59th and last annual report of the Registrar of Pension Funds under the Financial Services Board. It covers the period between 1 January 2017 and 31 December 2017.

REPORT BY THE REGISTRAR OF PENSION FUNDS TO THE MINISTER OF FINANCE

FOREWORD



"In terms of section 34 of the Pension Funds Act, 24 of 1956 (the Act), I hereby submit the Registrar of Pension Funds 59th Annual Report for the 2017 calendar year."

I wish to express my appreciation to retirement funds, employers and trade unions, providers of services to retirement funds (administrators, insurers, asset managers, consultants and others), professional bodies (such as the Actuarial Society of South Africa, the Pension Lawyers Association and the SA Institute of Chartered Accountants), industry bodies (such as Batseta, the Association for Savings and Investments South Africa, and the Institute of Retirement

Funds Africa), fellow regulators and state entities (including the Independent Regulatory Board for Auditors, the SA Revenue Service, the SA Police Service and the National Prosecuting Authority) and other role players in the retirement funds industry.

A special thank you to National Treasury for its guidance.

I also appreciate the co-operation received during the year under review from the following funds not subject to regulation and supervision in terms of the Pension Funds Act for providing me with information in relation to those funds that I have needed for the purposes of this report: the Post Office Retirement Fund; the Telkom Pension Fund and the Telkom Retirement Fund; the Transport Pension Fund, the Transnet Retirement Fund and the Transnet Second Defined Benefit Fund; and the Government Employees Pension Fund.

Finally, I wish to thank the staff of the Retirement Funds Division of the Financial Services Board for their work in assisting me to fulfil my regulatory and supervisory mandate.

Adv DP Tshidi

Registrar of Pension Funds

December 2018

CONTENTS

INTRODUCTION	6
Overview of Financial Services Board Retirement Funds Division	7
Funds subject to the Pension Funds Act	8
Supervision activities	8
Policy and regulatory matters	9
Special supervisory matters	10
Outlook	12
International relations	14
Pension Funds Adjudicator	14
Funds that are not subject to the Pension Funds Act	15
CHAPTER 1: INDUSTRY STATISTICAL OVERVIEW	16
TABLE 1.1 Number of retirement funds in South Africa	17
TABLE 1.2 Number of members of retirement funds in South Africa	17
GRAPH 1.1 Membership by fund category of retirement funds In South Africa	18
TABLE 1.3 Aggregate assets of retirement funds in South Africa	18
GRAPH 1.2 Aggregate assets by fund category of retirement funds in South Africa	19
TABLE 1.4 Contributions received by retirement funds in South Africa	20
GRAPH 1.3 Contributions by fund categories	20
TABLE 1.5 Benefits paid by all retirement funds in South Africa	21
GRAPH 1.4 Benefits by category of all retirement funds in South Africa	22

CHAPTER 2: PERFORMANCE AND OTHER INDICATORS

FOR FUNDS REGULATED BY FSB **24**

TABLE 2.1	Investment pattern of Financial Services Board registered funds	25
GRAPH 2.1	Investment pattern of Financial Services Board registered funds	25
GRAPH 2.2	Return on investments	26
TABLE 2.2	Funds in default for non-submission of 2017 financial statements by the Financial Services Board deadline of 14 November 2018	26
TABLE 2.3	Top 100 Financial Services Board registered funds ranked by total assets	27
TABLE 2.4	Top 100 Financial Services Board registered funds ranked by membership	30
TABLE 2.5	Financial Services Board registered administrators as at 14 November 2018	33

CHAPTER 3: AGGREGATED FINANCIAL STATEMENTS

OF FUNDS REGULATED BY FSB **40**

TABLE 3.1	Statement of net assets and funds of Financial Services Board registered funds	41
TABLE 3.2	Statement of changes in net assets and funds of Financial Services Board registered funds	42
TABLE 3.3	Notes to the financial statements of Financial Services Board registered funds	43
TABLE 3.4	Schedule IB – assets held in compliance with Regulation 28	48
TABLE 3.5	Investment summary (Regulation 28)	54

CHAPTER 4: REGULATORY STAFF OF THE RETIREMENT FUNDS

DIVISION AT FSB **56**

TABLE 4.1	Staff of the Office of the Registrar of Pension Funds (known as the Financial Sector Conduct Authority (FSCA) from 1 April 2018)	57
ANNEXURE:	DESCRIPTION OF TYPES OF FUNDS	60



INTRODUCTION

OVERVIEW OF THE FINANCIAL SERVICES BOARD RETIREMENT FUNDS DIVISION

Retirement funds in South Africa comprise pension funds, provident funds, retirement annuity funds, preservation funds, unclaimed benefits funds and beneficiary funds.

Due to the size of the industry and the numerous regulatory duties assigned to the Registrar of Pension Funds in terms of financial services legislation, the functions of the Registrar are fulfilled on a day-to-day basis by staff of the FSB employed in

its Retirement Funds Division in terms of powers delegated to them. The division consists of four departments, with the following primary responsibilities:

Department	Responsibilities
Licensing and Registration	Receipt and consideration of applications for the registration of new funds and the cancellation of the registrations of funds that have 'ceased to exist' as contemplated in section 27 of the Pension Funds Act
	Approval or rejection of amendments to the rules of registered funds
	Receipt and consideration of applications for approval as pension funds benefits administrators, consideration of annual statutory returns of administrators and the approval or rejection of changes in the effective control of approved fund administrators
	Approval or rejection of applications for exemption from compliance with specific provisions of the Act relating to the above
Prudential Supervision	Analysis of annual financial statements
	Overseeing the liquidation process of retirement funds
	Monitoring financial positions of funds by analysing their financial statements and other statutory returns
	The monitoring of compliance by funds with provisions of the Act and regulations relating to the investment of fund assets and asset spreading limits
	The approval or rejection of applications for exemption from compliance with specific provisions of the Act relating to the above
Surveillance and Enforcement	Risk-based supervision of funds to monitor compliance with the Pension Funds Act and other applicable laws;
	Investigate letters of concern and whistle-blowing reports pertaining to funds and administrators submitted to this office and make recommendations to the Registrar regarding enforcement actions, where applicable and appropriate
	Assist the Registrar in making requests to the FSB Inspectorate to conduct inspections and in referring matters to the FSB Enforcement Committee
	When requested to do so, assist the South African Police and the National Prosecuting Authority in the investigation and prosecution of persons thought to have committed criminal offences relating to pension funds when requested to do so
	Assist members of the public to claim benefits to which they are entitled
	Consider and make appointments in terms of section 26(2) of the Act where it is found that a fund no longer has a valid board of management
Research and Policy	Conducting research into policy issues relating to pension funds. Prepare discussion documents, policy proposals and draft regulatory instruments, guidance and information circulars, consulting stakeholders and preparing these instruments for publication

FUNDS SUBJECT TO THE PENSION FUNDS ACT

All retirement funds other than those established in terms of specific provisions in other statutes are subject to regulation and supervision in terms section 2 of the Pension Funds Act.

Funds are classified in the records of the Registrar either as defined contribution funds or defined benefit funds. The types and description of funds are contained in the Annexure to this report.

Chapter 1 of this report contains aggregate information derived from financial statements, other statutory returns and other documents submitted to this office by funds in respect of the 2017 calendar year. The information relates to the membership, assets, revenue and expenditure for both underwritten and privately administered funds.

The aggregated information in Chapter 3 in the report excludes information relating to foreign funds and funds not subject to regulation and supervision in terms of the Act.

SUPERVISION ACTIVITIES

12 MONTHS ENDED 31 DECEMBER	2017	2016
Registrations of new funds	20	15
Approvals and registrations of revised rules and rule amendments	1 456	1 458
Umbrella schemes		
• Registration of special rules	3 484	3 464
• Terminations of employer participations	2 050	295
On-site visits	162	178
Liquidations in terms of section 28 of the Act	260	220
Approvals of schemes for the transfer of assets between registered funds and from registered funds to other entities	2 413	2 054
Analyses of statements in terms of section 15 of the Act	3 375	2 342

LICENSING MATTERS

The Licensing and Registration Department has implemented new processes and requirements for the cancellation of funds and the termination of participation by employers in umbrella funds.

CONDUCT SUPERVISION MATTERS

The Registrar took a more proactive, intrusive, and intensive approach in assessing the conduct of trustees and administrators.

Acting under section 25 of the Pension Funds Act and following the Retirement Funds Division's risk-based supervisory plan, the department conducted 162 on-site visits on funds and administrators. Significant supervisory issues were identified during these on-site visits in respect of the following:

- Boards not properly constituted in terms of section 7A of the Act and/or fund rules.
- Administrators not adhering to their responsibilities as outlined in the administration agreement. Delegations are not properly formulated, signed or do not exist in respect of responsibilities delegated to sub-committees and/or service providers.
- Failure by boards to monitor compliance with provisions of the Pension Funds Act, specifically section 13A of the Act and Regulation 33.
- Expenses and remuneration of board members are very high.
- Remunerating board members for services despite fund rules not providing for such remuneration.
- Failure of boards to timeously reapply for section 7B exemptions prior to the expiry of the exemption.
- Failure of boards to submit annual financial statements and valuation reports on time.
- Delays or failures by Boards in distributing annual benefit statements to members.

The Registrar has exercised his powers under section 26(2) of the Act to appoint people to the boards of funds that don't have properly constituted boards and has instructed them to establish such boards.

PRUDENTIAL SUPERVISION MATTERS

Clarification is being obtained in respect of liquidators that are no longer able to perform their duties as liquidator or have

passed away. The intention is for the Act to be amended to provide clarity to the relevant provisions in section 28 of the Act. Discussions have been held with liquidators to finalise long outstanding liquidations.

Penalties have been issued for the late or non-submission of annual financial statements. Funds that default, along with their service providers, will be named and shamed as of 2018/19.

POLICY AND REGULATORY MATTERS

AMENDMENTS TO THE PENSION FUNDS ACT

Submissions have been made to National Treasury for amendments to the Pension Funds Act.

BOARD NOTICES AND NOTICES

The following notices were issued during the period under review:

- Notice No. 1 of 2017 was issued granting exemptions from the provisions of items 2.1(c)(i), (ii) and (iii) of Table 1 of Regulation 28 in respect of debt instruments issued or guaranteed by a South African Bank.
- Notice No. 2 of 2017 was issued determining the rate of interest for purposes of section 19(5)(b)(iii).
- Notice 3 of 2017 was issued granting exemptions from the provisions of Regulation 37, 38 and 39 made in terms of section 36 of the Pension Funds Act.
- Notice 4 of 2017 provides for cancellation of registration of pension funds in terms of section 27(1)(a) of the Pension Funds Act.

GUIDANCE AND INFORMATION CIRCULARS

During the review period, the following were published:

- Information Circular 1 of 2017 informing boards of funds of the Registrar's intention to impose a penalty of R60 per day for the late or non-submission of the 2015 annual financial statements.
- Information Circular No. 2 of 2017 provided clarity on the requirements for the cancellation of registration of a fund in terms of section 27(1) and the termination of

participation of a participating employer in an umbrella fund

- Information Circular No. 3 of 2017 provided clarity on the requirements for the appointment of persons to the board of management of a fund ("board") by the Registrar in terms of section 26(2) of the Pension Funds Act.
- Information Circular No. 4 of 2017 provided temporary exemption from complying with the prescribed periods determined in sections 14(2)(b) and 14(8)
- Information Circular No. 5 of 2017 requested funds to submit information to the Registrar regarding investments in and exposure to Steinhoff International Holdings, Steinhoff Investment Holdings and subsidiaries.

TRANSITION TO THE TWIN PEAKS MODEL OF REGULATION AND SUPERVISION

There are ongoing discussions about the impact on this division's work following the shift to the Twin Peaks regulatory model contemplated in the Financial Sector Regulation Act, which establishes the following:

- The Financial Sector Conduct Authority (FSCA) will replace the FSB.
- The Prudential Authority will have the power of prudential supervision over pension funds but, has delegated this function to the FSCA for a period of three years.

The division is reviewing the regulatory framework to design new, more fit-for-purpose regulatory instruments and supervision methods to embed treating customers fairly (TCF) principles and provide greater protection for customers.

SPECIAL SUPERVISORY MATTERS

To address some specific supervisory challenges, the department:

- developed new processes for the enforcement of compliance with the provisions of section 13A of the Act (non-payment or late payment of contributions and failure to timeously submit contribution schedules to retirement funds).
- is developing a supervisory process that will be more intrusive and based on outcomes which result in the ultimate benefit for members. This process identifies high impact pension funds for a desktop review whereby fund information is requested and analysed. Where serious concerns are identified via the desktop review analysis, these are addressed through a focused on-site visit to deal with the identified issues. This process will result in the effective utilisation of resources as well as shorter and more focused visits, as well as costs saving for both the Registrar and the fund concerned.

LITIGATION MATTERS

The number of appeals made against the Registrar's decisions during the review period decreased from the previous year. Nine new appeals were received in the 2017 reporting period, compared to 17 in the previous period.

We do not anticipate that appeals to the Financial Services Tribunal in the new Authority will be significantly different to current trends.

Ten appeals were pending at the beginning of the review period. Eight appeals were settled or withdrawn after the Registrar supplied reasons for his decisions, and six appeals were decided by the Appeal Board. Of the remaining five Appeal Board cases, four cases are pending, awaiting finalisation of cases in the High Courts, and one appeal was received in the final month of the reporting period and will be ready for hearing in the next reporting period.

The pending cases await the outcome of applications in the courts for orders setting aside Pension Funds Act Regulation 35(4), as promulgated by the Minister of Finance in 2003. It requires funds that have been allocated to special-purpose 'contingency reserve accounts' shares of surplus allocated to former members (section 15B of the Pension Funds Act) to provide in full for the face values of their liabilities for these shares of surplus even if, despite taking all reasonable steps to trace and pay entitled recipients, they have been unable to do so.

The Registrar enforced compliance with this regulation by rejecting reports on the statutory actuarial valuation of funds in which provision for such shares of surplus is lower than the full aggregate face values of the associated liabilities. The Registrar's decisions are the subject matter of these postponed appeals. The courts have dismissed the applications of two of the funds which challenged the validity of Regulation 35(4) on the basis that the funds failed to comply with the time periods stipulated in the Promotion of Administrative Justice Act, 2000. There is a pending appeal against one of the High Court rulings in this regard and in another case the arguments raised by the fund were not previously raised in the decided cases. There should be few remaining impediments to finalising surplus apportionment schemes once the validity of the regulation has been finally determined.

The settled appeals include cases where employers or members discovered that the fund in which they participated had its registration cancelled, but the fund had not ceased to exist because there were still assets, liabilities, and members in the fund. The cancellation of registration of the fund was set aside by the Appeal Board through agreement between the parties.

CURATORSHIPS

Three funds and one administrator were placed under curatorship during the period under review:

Bophelo Beneficiary Fund and Bophelo Benefit Services

After receiving reports and investigating allegations that approximately R255 million of the fund's assets were improperly accounted in the financial statements, the Registrar decided to appoint a statutory manager to the Fund and its administrator with the consent of the managements of the two institutions. The statutory compiled a report in which he recommended inter alia the appointment of a curator. A curator has now been appointed by agreement with the two institutions, in terms of section 5(10) of the Financial Institutions (Protection of Funds) Act, 2001. The curator is Mr Juanito Damons and this is the first time that a curator has been appointed in terms of this section of the Financial Institutions Act.

Municipal Councillors Pension Fund

On 19 December 2017, the Pretoria High Court granted an application brought by the Registrar of Pension Funds in terms of section 5(1) of the Financial Institutions (Protection of Funds) Act, 2001 for the appointment of curators to the Municipal Councillors Pension Fund. The court appointed Mr Juanito Damons and Ms Sophie Kekana as the joint curators of the fund.

The application was brought pursuant to an inspection report and reports by the section 26(2) board to the Registrar, in which several serious irregularities pertaining to poor investment decisions and lack of governance in the fund were reported. The curatorship is expected to stabilise the management and operations of the fund, and protect the interests of its members.

Vrystaat Munisipale Pensioenfonds

In terms of section 5(10) of the Financial Institutions (Protection of Funds) Act, 2001, which empowers the Registrar to appoint a curator to a financial institution with the consent of the financial institution, and without the necessity or expense of a court application, the Registrar of Pension Funds has appointed Mr Malcolm Campbell as curator to the Vrystaat Munisipale Pensioenfonds with effect from 8 September 2017. The appointment was made with the consent of the board of the fund during the course of an on-going on-site visit by the Surveillance and Enforcement Department which identified various irregularities pertaining to the governance and controls employed by the self-administered fund. The on-site visit team also received the submission of protected disclosures from certain whistle-blowers which further enhanced the cause for the appointment of a curator.

UNCLAIMED BENEFITS

The aggregate value of unclaimed benefits reported by retirement funds regulated and supervised under the Act:

	No. of funds		Aggregate amount of unclaimed benefits R'm		Number of beneficiaries for whom unclaimed benefits are held	
	2017	2016	2017	2016	2017	2016
Occupational retirement funds (both stand-alone and umbrella, underwritten and not)	1 397	1 554	35 646	35 758	3 579 045	3 533 591
Beneficiary funds	8	8	79	73	1 295	1 260
Unclaimed benefits funds	45	45	8 390	7 679	907 588	872 842
Total	1450	1 607	44 115	43 510	4 487 928	4 407 693

The Retirement Funds Division implemented an unclaimed retirement benefit search engine to enable members of the public to establish if there are possible unclaimed retirement fund benefits due to them from any fund to which they were previously members or to beneficiaries of members which remained unclaimed since the member passed away.

Unclaimed retirement benefit data was obtained from the majority of retirement funds and is now housed at the FSB on a secure central database. The information regarding unclaimed benefits and the details of enquirers are protected and cannot be accessed by any person. Only selected information is provided to a retirement fund or administrator when a match is found in respect of an enquirer, with his/her consent.

The search engine facility is available to the general public at no or very little cost. It provides the following ways for a person to establish whether there are unclaimed benefits due to him/her:

Online searches

A person will be required to fill in the required information fields in order to enable the search engine to determine as accurately as possible if there is a successful match. Should there be a possible match, the enquirer will be informed and provided with the contact detail of the fund and/or administrator to enquire about such unclaimed benefit. A similar notification will be sent to the fund and/or administrator responsible for the administration of the fund providing them with the details of the enquirer.

E-mail enquiries for search on ID number only

A person can enter his/her ID number as the subject on an email to a dedicated email address and will receive an automated response whether or not there is a match on the ID number provided.

E-mail enquiries – general request

A person can provide as much as possible information to determine if there is a match. This general e-mail request will be processed manually and should a possible match be identified, the enquirer will be provided with an e-mail response with the contact details of the fund or administrator.

SMS enquiries – ID number

A person will be able to enter his/her ID number in the body of an SMS to a dedicated number to enquire if there are any unclaimed benefits due to him/her. The enquirer will receive an automated response informing him/her whether there is a match based on the ID number provided, including the contact detail of the relevant fund or administrator. The SMS service is free of charge to the public as all costs relating to the SMSs will be carried by the FSB.

SMS enquiries – general request

A person may provide as much as possible information to determine if there is a match. This general SMS enquiry will be processed manually and should a possible match be identified, the enquirer will be provided with a SMS response providing him/her with the contact details of the fund or administrator. This SMS service is offered to the public free of charge as all costs relating to the SMSs will be carried by the FSB.

OUTLOOK

RESTRUCTURING FOR BETTER SERVICE

With the advent of the Financial Sector Regulation Act of 2017 and the Financial Sector Conduct Authority, more focus will be placed on efficiently and effectively utilising resources to ensure that members of funds are protected. It is envisaged that the Retirement Funds Division will, in future, have the following departments:

1. Prudential Supervision (focusing mainly on financial soundness of funds and costs)

Fax submissions

A person may send a facsimile to a dedicated fax number providing as much as possible of his or her data to establish if there are any unclaimed benefits due to him/her. This general fax enquiry will be processed manually and should a match be identified, the enquirer will be provided with a facsimile providing him/her with the contact details of the fund or administrator.

Telephone enquiries

Enquiries may be made by telephone and the enquirer must provide as much data as possible in order to enhance the possibility of a match. Telephone enquiries are processed manually, and responses will be sent in the medium as requested by the enquirer. This facility enables the public to enquire by telephone, free of charge.

Walk in clients

Any person may visit the FSB during office hours and enquire about any unclaimed retirement fund benefits due to him/her.

Written enquiries

Any person may send written correspondence to the FSB to enquire whether there are any unclaimed retirement fund benefits due to him/her.

Since the implementation of the unclaimed benefits search engine, 7 980 possible matches have been identified with asset value amounting to approximately R1.9 billion.

2. Conduct Supervision (focusing on distressed entities and how members and funds are treated)
3. Authorisations and Reviews (focusing mainly on fund rule amendments and de-registrations) and
4. Governance (focusing on trustees and default regulations).

The aim is to enable some specialisation within the division, which is expected to enhance the response rate and proactiveness.

A NEW AND ENHANCED APPROACH TO SUPERVISION

The promulgation of the Financial Sector Regulation Act in 2017 ushered in a new regulatory regime for South Africa, which replaced the Financial Services Board. This new regime will require the FSCA to be intensive, proactive, preemptive and comprehensive in its supervision of regulated entities. Underpinning this approach is the Treating Customers Fairly (TCF) initiative which aims to achieve the right outcomes for consumers of financial products and services. Any regulatory approach, whether it is prudential or conduct, is meant to protect consumers and ultimately support financial stability.

ENCOURAGE FEW, WELL RUN FUNDS

The industry is still made up of many (small) retirement funds. This contributes to higher costs and makes proactive supervision difficult, even if risk-based supervision is used. The consolidation of retirement funds into fewer and well-run funds, as part of Government's retirement reforms, is encouraged to achieve enhanced economies of scale and supervision. This consolidation can also accommodate large stand-alone funds to continue if they can demonstrate efficiencies, good governance and conduct, and value to members. Research will be undertaken to assess and recommend an efficient size for registering or running funds, with the aim of supporting consolidation.

AN ENHANCED CULTURE OF COMPLIANCE

Administration is the heart of retirement funds. Poor systems and inefficiencies in administration result in, for example, delayed payments or transfer of benefits, poor record keeping and at worst, maladministration. These challenges seem prevalent in small self-administered funds, but is also present in some (large) funds using large administrators. The current practice of allowing smaller funds to self-administer will be reviewed, including also large self-administered stand-alone funds which show signs of inefficiencies and repeated malpractices.

Higher penalties are also proposed to serve as deterrence and promote the right culture of full and timely compliance in the industry. To create awareness of delinquencies, the names of delinquent funds and administrators will be published. The current pattern and default of always requesting extensions for compliance and to respond to the Registrar's queries, even though allowed by the Pension Funds Act and in certain areas subject to the Registrar's

discretion, will be reviewed with the aim of ensuring that the Registrar's enquiries are responded to without undue delays. This will enable faster remedial action.

IMPROVING REPORTING

The timely submission of financial returns is important in supporting proactive and preemptive supervision. The financials, if properly audited and analysed, provide the members, trustees and the supervisor with invaluable information and early warnings by flagging irregularities in financial flows and deteriorating financial positions. The Registrar will be requesting all retirement funds to submit cash flow statements monthly (supported by bank statements) and for all annual financial returns to be audited, irrespective of the size of the fund. The current reporting system which provides for an eighteen (18) month lag or delay in submitting financial returns is also being reviewed with the aim of shortening the lag to three (3) or four (4) months after the end of the financial or calendar year. This will align with other reporting entities and provide up-to-date statistics.

STANDARDS ISSUED UNDER DEFAULT REGULATIONS AND A FOCUS ON COSTS

The Default Regulations on retirement funds became effective on 1 September 2017 and seek to standardise retirement products and planning as far as possible, with the aim of providing good value retirement plans to members. These regulations support the TCF outcomes. Three standards to underpin the regulations, namely on performance fees, living annuities and smoothing or guaranteed products will be prepared for public consultation in 2018.

Costs remain under international and local scrutiny, especially in an era of global low returns. The impact of excessive costs, and costs which do not provide value, can significantly reduce investment returns. As part of implementing and enforcing the new Default Regulations, a new and regular focus will be placed on the analysis of fund costs and their investment performance.

UNDESIRABLE PRACTICE

The elevation of the governance circular, PF Circular 130, into a directive remains one of the priorities of the Registrar. There is plenty of anecdotal evidence which shows that trustees receive various (undesirable) incentives from service providers. These incentives have the potential to create major conflicts of interest and unduly influence the decisions of trustees. Secondly, even though the Registrar is not averse to trustees being remunerated by a fund if its rules allow, there is a need to provide guidance on the nature and extent of

such remuneration. Excessive remuneration paid by funds, including also to principal officers, can negatively affect fund returns and members' final benefits. It will, therefore, be necessary and in the interest of TCF and protecting funds, to prohibit (certain) incentives from service providers to trustees.

PUBLIC SECTOR FUNDS SUPERVISION

The Registrar is committed to assisting Government with the supervision of public sector retirement funds once a formal

and final policy decision is taken to subject all non-supervised public sector retirement funds to the Pension Funds Act, and other relevant legislation. Amendments of existing legislation will be supported by the Registrar to facilitate such supervision, and 'grandfathering' will be considered where appropriate. This approach will enable best practice and standards to be applied to and by these funds, resulting in enhanced protection of their members and the fiscus. The industry and wider public will be consulted on all mentioned proposals before they are finalised and implemented.

INTERNATIONAL RELATIONS

The FSB Retirement Funds Division continued to fulfil its role in the activities of the International Organisation of Pension Supervisors (IOPS), the OECD Working Party on Private Pensions and the SADC Committee of Insurance, Securities and Non-banking Financial Authorities (CISNA). During the year, we hosted several delegations of regulators and official representatives from other African countries.

PENSION FUNDS ADJUDICATOR

As at the date of this annual report, the Pension Funds Adjudicator is Ms Muvhango Lukhaimane. The determinations of the Adjudicator have an important influence on the retirement industry and can be viewed on the adjudicator's

website at www.pfa.org.za and the FSB website at www.fsb.co.za.

The Pension Funds Adjudicator issues an annual report. The Office of the Adjudicator can be reached at the following addresses and telephone number:

Physical address	Postal address	Contact details
4th Floor Riverwalk Office Park Block A, 41 Matroosberg Road Ashlea Gardens, Extension 6 0081	PO Box 580 Menlyn 0063	Tel: 012 346 1738 Fax: 086 693 7472 e-mail: enquiries@pfa.org.za

FUNDS THAT ARE NOT SUBJECT TO THE PENSION FUNDS ACT

Some funds, to which the State traditionally contributed, were established in terms of separately enacted legislation and do not fall within the ambit of the Act and by extension the Registrar. These funds include the following:

- Government Employees Pension Fund (GEPF) established in terms of the Government Employees Pension Law, 1996
- Associated Institutions Pension Fund established in terms of the Associated Institutions Pension Fund Act, 1963
- Associated Institutions Provident Fund established in terms of the Associated Institutions Provident Fund Act, 1971
- Temporary Employees Pension Fund established in terms of the Temporary Employees Pension Fund Act, 1979
- Statutory Bodies Pension Scheme established in terms of the Members of Statutory Bodies Pension Act, 1969
- Closed Pension Fund established in terms of the Closed Pension Fund Act, 1993

These funds are administered by the Government Pensions Administration Agency (GPAA) and may be contacted by letter addressed to the fund and sent to Private Bag X63, Pretoria, 0001. Alternative contact details are on the website www.gepf.co.za.

Funds established in terms of the Transnet Pension Funds Act, 1990, for the benefit of current and retired employees of Transnet and its predecessor, South African Railways and Harbours, and the dependants of those persons:

- Transport Pension Fund
- Transnet Retirement Fund
- Transnet Second Defined Benefit Pension Fund

These funds may be contacted by letter addressed to the fund and sent to PO Box 72501, Parkview, 2122, South Africa or by other means indicated on the website www.transnet.co.za.

The Telkom Pension Fund was established in terms of section 9(1) of the Post Office Act No. 44 of 1958: This fund can be contacted at the following address:

Private Bag X780
Pretoria
0001
www.telkom.co.za

The Post Office Pension Fund established in terms of section 9(1) of the Post Office Act No. 44 of 1958. This fund can be contacted at the following address:

497 Jacob Mare Street
Pretoria
0001
www.sapo.co.za



CHAPTER 1

INDUSTRY RELATED STATISTICAL OVERVIEW

TABLE 1.1 Number of retirement funds in South Africa

FUND TYPE	2016	ADDITIONS	CANCELLATIONS	CONVERSIONS	2017
Privately administered funds	2 973	18	(15)	6	2 982
Underwritten funds	2 162	2	(16)	19	2167
GEPF	1				1
The Associated Institutions Pension Fund (AIPF)	1				1
The Temporary Employees Pension Fund (TEPF)	1				1
Transnet funds	3				3
Telkom Pension Fund	1				1
Post Office Retirement Fund	1				1
Foreign funds	1				1
TOTAL	5 144	20	(31)	25	5 158

Note:
 1. The breakdown of FSB registered active funds versus terminating funds is contained in Table 2.2 note 9. Approximately 50% of the FSB registered funds in this Table are active

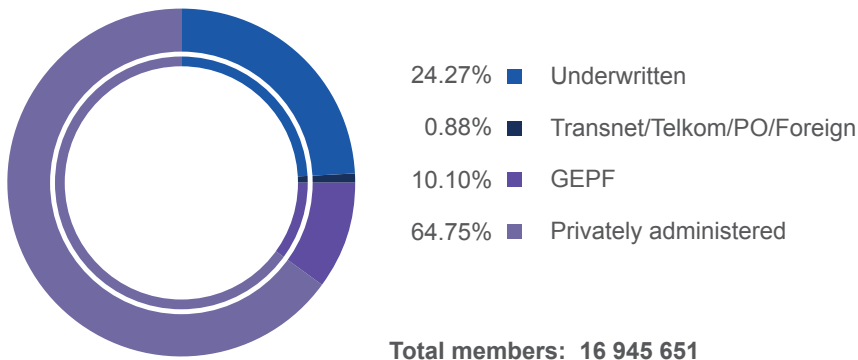
TABLE 1.2 Number of members of retirement funds in South Africa (Note 1, 2 & 3)

	2017	2016
1. PRIVATELY ADMINISTERED FUNDS	10 972 863	10 729 911
(a) Contributing members	6 286 127	6 130 146
(b) Deferred benefit members	98 698	55 730
(c) Pensioners in receipt of regular payments	376 752	385 469
(d) Dependants and nominees	158 001	156 827
(e) Persons entitled to unclaimed benefits	4 053 285	4 001 739
2. UNDERWRITTEN FUNDS	4 112 770	4 071 670
(a) Active members	3 603 864	3 591 090
(b) Deferred pensioners	1 309	1 002
(c) Pensioners in receipt of regular payments	72 090	72 765
(d) Dependants and nominees	865	859
(e) Unclaimed benefits	434 642	405 954
3. GEPF	1 710 835	1 693 078
(a) Active members	1 273 784	1 269 948
(b) Pensioners	437 051	423 130
4. TRANSNET FUNDS	121 684	125 713
(a) Active members	62 944	64 170
(b) Pensioners	58 740	61 543
5. TELKOM PENSION FUND	83	109
(a) Active members	32	48
(b) Unclaimed benefits	51	61
6. POST OFFICE RETIREMENT FUND	26 776	22 630
(a) Active members	17 931	13 950
(b) Pensioners	8 845	8 680
7. FOREIGN FUNDS	640	611
(a) Active members	640	611
TOTAL	16 945 651	16 643 722

Note:
 1. The three Transnet funds are the Transnet Pension Fund, the Transnet Retirement Fund and the Transnet Second Defined Benefit Fund.
 2. This table reflects the number of individuals who are pension fund members. However, there is some double counting because some individuals belong to more than one retirement fund.
 3. Table 2.2 (dealing with non-submission rates) needs to be taken into consideration when interpreting this table.

GRAPH 1.1 Membership by fund category of retirement funds In South Africa ^(Note 1)

MEMBERSHIP OF FUNDS - 2017



MEMBERSHIP OF FUNDS - 2016

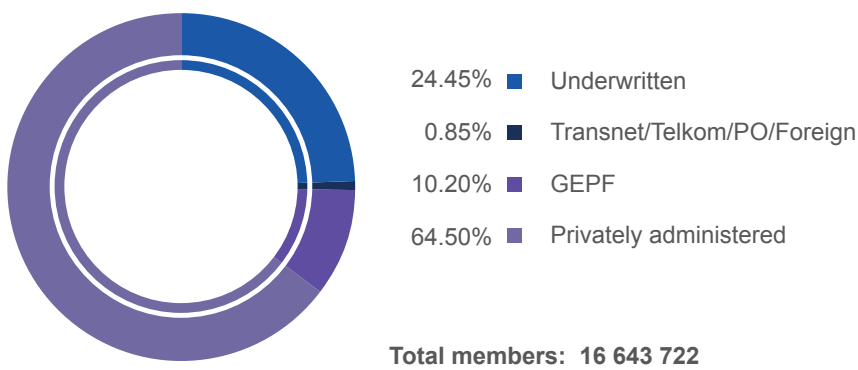


TABLE 1.3 Aggregate assets of retirement funds in South Africa ^(Note 1, 2, 3 & 4)

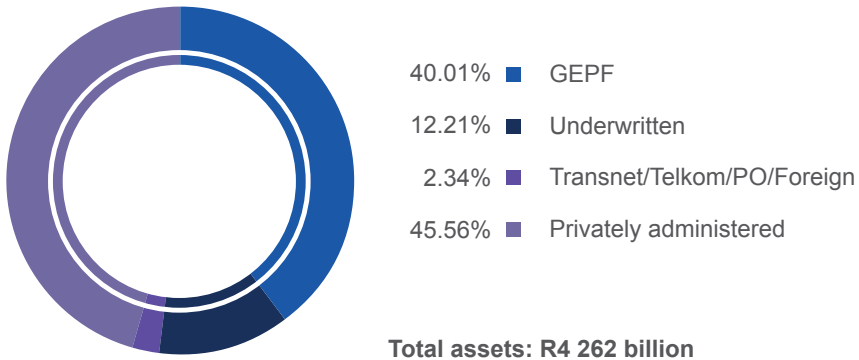
FUND TYPE	2017 R'm	2016 R'm
1. Privately administered funds	1 936 972	1 889 043
2. Underwritten funds ^(Note 2)	520 262	492 583
3. GEPF	1 705 480	1 663 828
4. Transnet funds	84 465	84 747
5. Telkom Pension Fund	199	351
6. Post Office Retirement Fund	14 599	15 100
7. Foreign funds	418	396
TOTAL	4 262 395	4 146 048

Note:

1. Table 2.2 (dealing with non-submission rates) needs to be taken into consideration when interpreting this table.
2. These funds represent the estimated value of the assets held by insurers to cover their liabilities to the underwritten funds.
3. Foreign funds furnish guarantees to cover their liabilities to South African resident members
4. The three Transnet funds are the Transnet Pension Fund, the Transnet Retirement Fund and the Transnet Second Defined Benefit Fund

GRAPH 1.2 Aggregate assets by fund category of retirement funds in South Africa

AGGREGATE ASSETS OF ALL FUNDS - 2017



AGGREGATE ASSETS OF ALL FUNDS - 2016

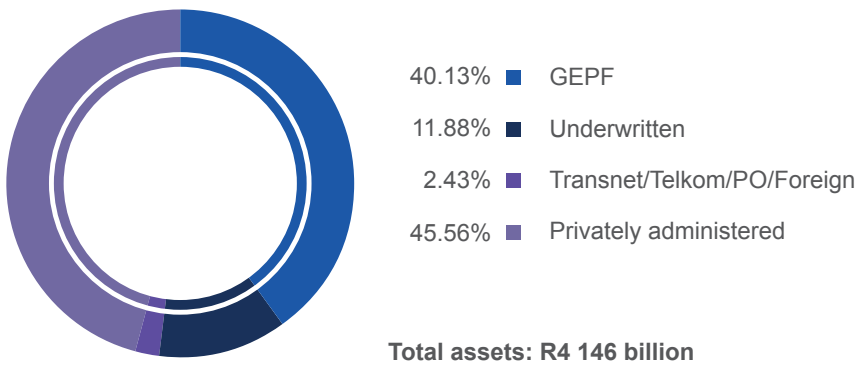


TABLE 1.4: Contributions received by retirement funds in South Africa (Note 1, 2 & 3)

FUND TYPE	2017 (R'm)	2016 (R'm)
1. PRIVATELY ADMINISTERED FUNDS(Note 1)	122 269	119 195
Members	58 476	55 377
Employers	63 793	63 818
2. UNDERWRITTEN	46 059	43 433
Members	29 671	28 102
Employers	16 388	15 331
3. GEPF	66 043	60 499
Members	23 498	21 658
Employers	42 545	38 841
4. TRANSNET FUNDS	3 633	3 454
Members	1 414	1 343
Employers	2 219	2 111
5. TELKOM PENSION FUND(Note 2)	1	1
Members	1	1
6. POST OFFICE RETIREMENT FUND	482	416
Members	172	149
Employers	310	267
7. FOREIGN FUNDS	33	26
Members	12	10
Employers	21	16
TOTAL	238 520	227 024

- Note:
- Table 2.2 (dealing with non-submissions rates) needs to be taken into consideration when interpreting this table.
 - The three Transnet funds are Transnet Pension Fund, Transnet Retirement Fund and Transnet Second Defined Benefit Fund.
 - Telkom Pension Fund: The employer has been on a contribution holiday since 1 December 2007. The contributions offset against the Fund's surplus amounted to R 2 315 954 (2016: R3 788 000).

GRAPH 1.3 Contributions by fund categories (Note 1)

CONTRIBUTIONS (R 'm)

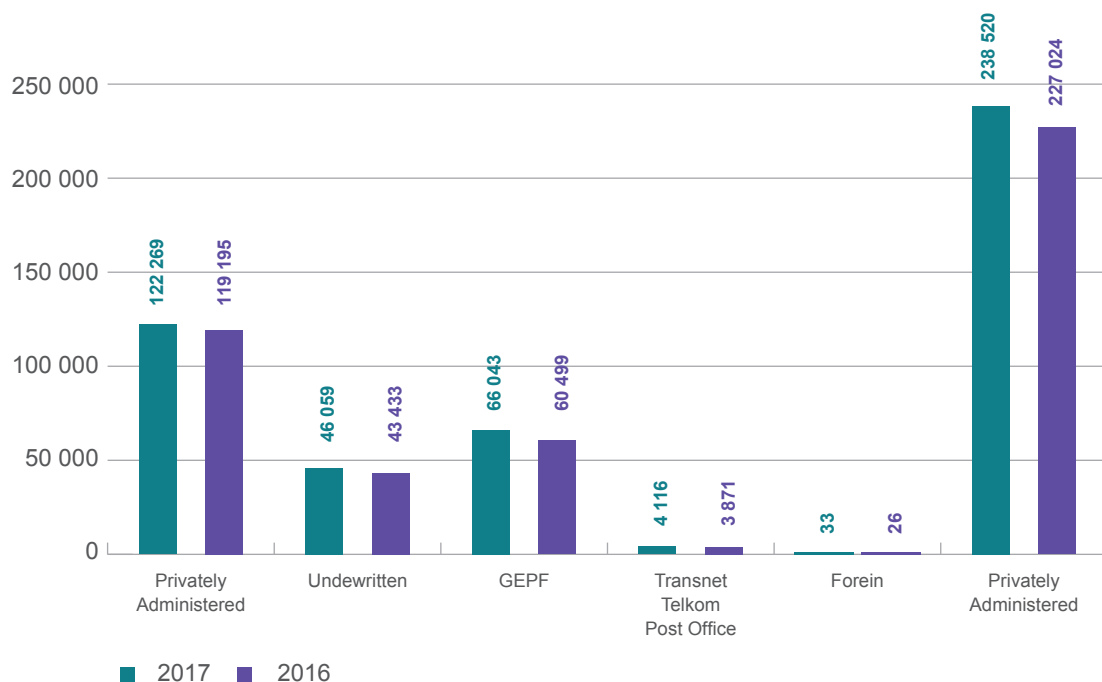


Table 1.4 shows a summary of contributions received by all pension funds. The total contributions received increased by 5.06% from R227 024 million in 2016 to R238 520 million in 2017. Contributions to GEPF, Transnet, Telkom and Post Office funds increased by 8.94%, while total contributions to privately administered and underwritten increased by 3.50%.

Note:

1. Table 2.2 (dealing with non-submission rates) needs to be taken into consideration when interpreting this table

TABLE 1.5 Benefits paid by all retirement funds in South Africa (Note 1 & 2)

FUND TYPE	2017 (R'm)	2016 (R'm)
1. PRIVATELY ADMINISTERED FUNDS	167 001	178 673
(a) Pensions	24 670	24 386
(b) Lump sum payments	142 331	154 287
On retirement or death	69 409	72 805
Resignations and terminations	60 624	68 967
Other	12 298	12 515
2. UNDERWRITTEN FUNDS	48 560	49 548
(a) Pensions	930	926
(b) Lump sum payments	47 630	48 622
On retirement or death	29 560	28 634
Resignations and terminations	17 710	19 553
Other	360	435
3. GEPF	88 174	87 042
(a) Pensions	35 784	31 806
(b) Lump sum payments	52 390	55 236
On retirement or death	17 390	16 324
Resignations and terminations	30 190	36 842
Other	4 810	2 070
4. TRANSNET FUNDS	9 021	9 294
(a) Pensions	2 428	2 427
(b) Lump sum payments	6 593	6 867
On retirement or death	4 948	4 926
Other (transfer out)	1 645	1 941
5. TELKOM PENSION FUND	1	3
(a) Pensions	-	-
(b) Lump sum payments	1	3
On retirement or death	1	2
Resignations and terminations	-	1
6. POST OFFICE RETIREMENT FUND	1 809	1 337
(a) Pensions	492	483
(b) Lump sum payments	1 317	854
On retirement or death	626	302
Resignations and terminations	685	547
Other	6	5
7. FOREIGN FUNDS	37	21
(a) Pensions	-	-
(b) Lump sum payments	37	21
On retirement or death	14	14
Resignations and terminations	23	7
TOTAL	314 603	325 918

Note:

1. Table 2.2 (dealing with non-submission rates) needs to be taken into consideration when interpreting this table.

2. The three Transnet funds are the Transnet Pension Fund, the Transnet Retirement Fund and the Transnet Second Defined Benefit Fund.

GRAPH 1.4 Benefits by category of all retirement funds in South Africa (Note 1)

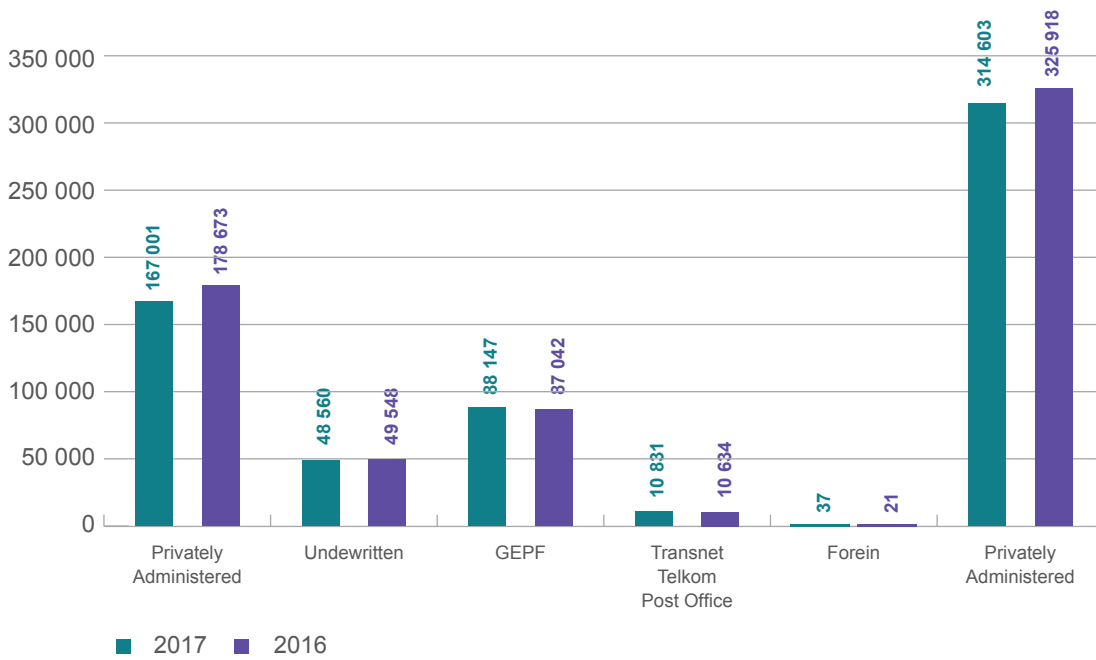



Table 1.5 shows a summary of benefits paid by all pension funds. The benefits paid decreased by 3.47%, from R325 918 million in 2016 to R314 603 million in 2017.

Note:

1. Table 2.2 (dealing with non-submission rates) needs to be taken into consideration when interpreting this graph.



FSEB



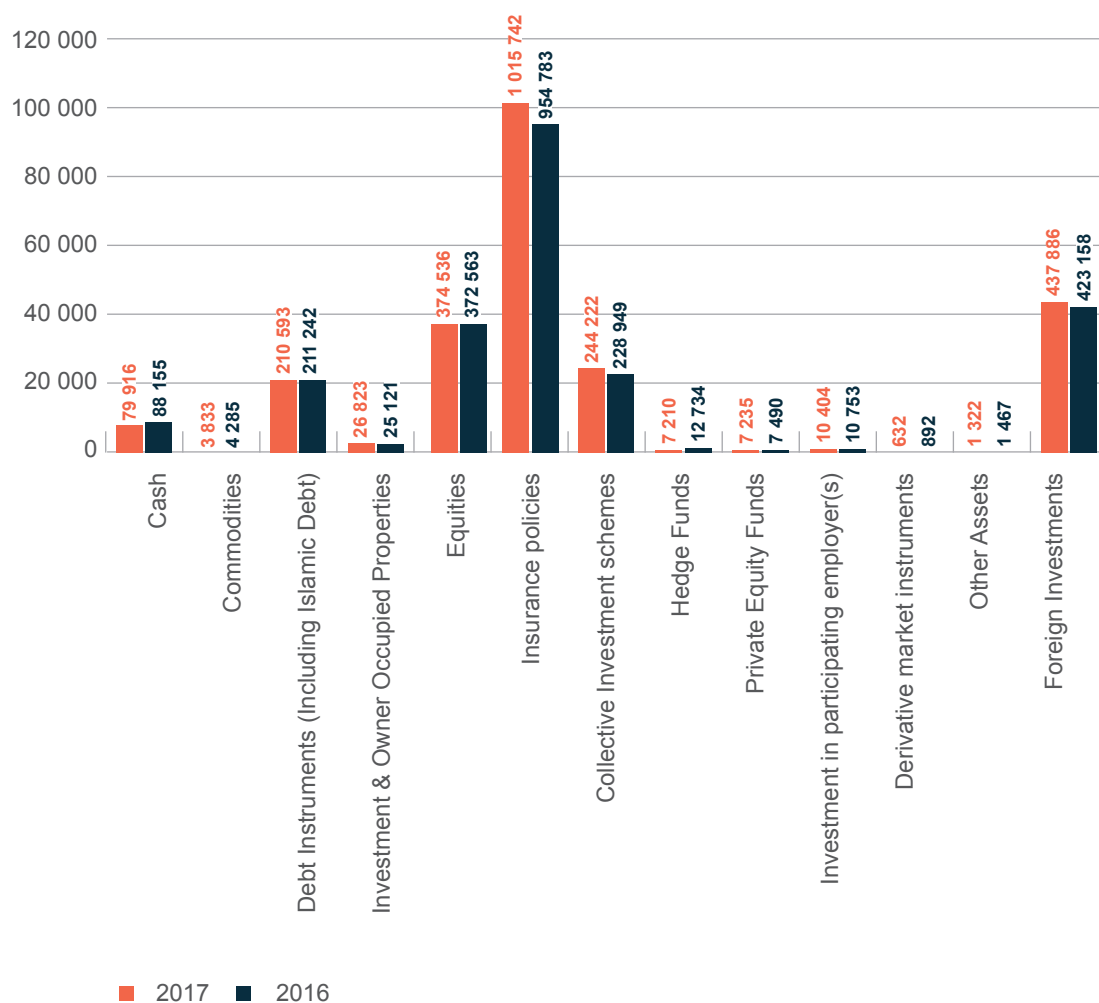
CHAPTER 2

PERFORMANCE AND OTHER INDICATORS FOR FUNDS REGULATED BY THE FINANCIAL SERVICES BOARD

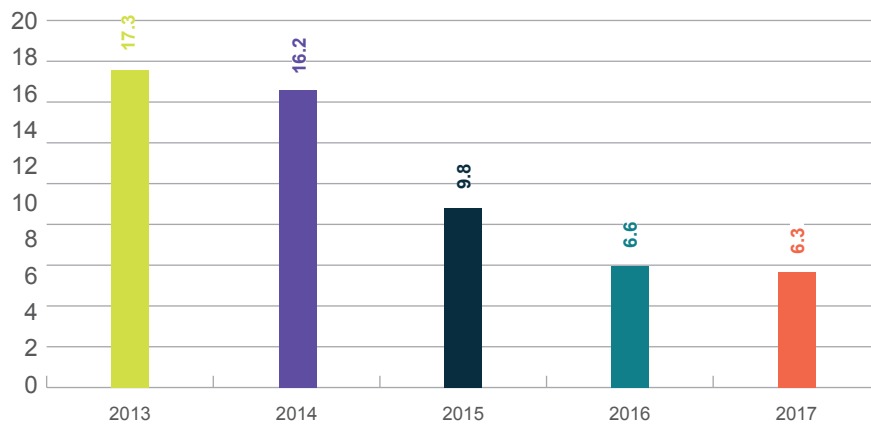
TABLE 2.1 Investment pattern of Financial Services Board registered funds (Note 1)

ASSETS	2017 R'm	% OF TOTAL ASSETS	2016 R'm	% OF TOTAL ASSETS
1. Cash	79 916	3.30	88 155	3.77
2. Commodities	3 833	0.16	4 285	0.18
3. Debt Instruments (including Islamic Debt)	210 593	8.70	211 242	9.02
4. Investment and Owner Occupied Properties	26 823	1.11	25 121	1.07
5. Equities (including demutualisation shares)	374 536	15.47	372 563	15.91
6. Insurance Policies	1 015 742	41.97	954 783	40.78
7. Collective Investment Schemes	244 222	10.09	228 949	9.78
8. Hedge Funds	7 210	0.30	12 734	0.54
9. Private Equity Funds	7 235	0.30	7 490	0.32
10. Investment in participating employer(s)	10 404	0.43	10 753	0.46
11. Derivative Market Instruments	632	0.03	892	0.04
12. Other Assets	1 322	0.05	1 467	0.06
13. Foreign	437 886	18.09	423 158	18.07
Total	2 420 354	100	2 341 592	100

GRAPH 2.1 Investment pattern of Financial Services Board registered funds



GRAPH 2.2 Return on investments



The return made by pension funds on the value of investments is calculated using the following formula:

$$R = \frac{2i}{A + B - i}$$

Where R = Return on investments
 A = Initial value of investments
 B = End value of investments
 i = Interest, dividends, rent, policy income, net profit or losses on realisation of investments and the amount by which investments were written up or down to fair value. Funds are required to disclose in their financial returns the method used for determining accrued, vested or provisional income from insurance policies. Non-vested policy income is included in or excluded from the revenue account at the discretion of funds.

By applying this formula to the total investments of all the self-administered funds, the return on investments for the past five years is calculated as follows:

Calendar Year	2013 (Notes 1, 2 & 3)	2014 (Notes 1, 2 & 3)	2015 (Notes 1, 2 & 3)	2016 (Notes 1, 2 & 3)	2017 (Notes 1, 2 & 3)
% returns	17.3	16.2	9.8	6.6	6.3

TABLE 2.2 Funds in default for non-submission of 2017 financial statements by the Financial Services Board deadline of 14 November 2018 (Note 1 & 2)

	Total Number of funds required to submit returns	Number of returns submitted	Number of funds in default of submitting returns	Non-submission rate
Private	2 279	1 600	679	29.79
Underwritten	1 683	312	1 371	81.46
Total	3 962	1 912	2 050	51.74

The following points need to be taken into consideration when interpreting Tables 1.1 and 2.2:

1. Submissions from the largest 100 funds comprise 67.3% of total assets while the top 500 largest funds make up 95.7% of the assets of FSB-supervised funds.
2. The defaulting funds are mainly smaller funds with assets below R20 million, and include funds that have not informed the Registrar that they are terminating or have ceased to operate, or are transferring to umbrella funds, or funds lacking good governance or funds facing other challenges in finalising their financial returns.
3. Pending section 27 terminations include funds that responded to circulars and notified the Registrar of pending terminations, full section 14 transfers and terminations in terms of the registered rules of the funds.
4. There were 1 379 funds for which the Registrar appointed interim boards in terms of section 26 of the Act.
5. Some of these funds are still active and are required to submit returns while the remainder are terminating
6. Seven funds under curatorship during the periods under review have been included in this table.
7. The annual financial statements of funds for the 2017 calendar year were due six months after the funds' year ends.
8. Regulatory interventions by the Registrar included sending monthly reminders to the funds for the submissions of financial statements, office visits, workshops, on-sites visits with recommendations for improving fund governance, inspections on funds and issuing of penalties.
9. Reconciliation between Tables 1.1 and 2.2:

Reconciliation between Table 1.1 and Table 1.2	FSB registered Funds (Table 1.1)	Termination	Total funds required to submit returns as at 14 November 2018
Private (Table 1.1)	2 982		
Underwritten (Table 1.1)	2 167		
Foreign fund (Table 1.1)	1		
Total as per Table 1.1	5 150		
Pending terminations		1 188	
Total funds required to submit financials as per Table 2.2			3 962

TABLE 2.3 Top 100 Financial Services Board registered funds ranked by total assets ^(Note 1)

No	FUND NO	FUND NAME	TOTAL ASSETS (R'm)	FUND TYPE
1	564	ESKOM PENSION AND PROVIDENT FUND	133 343	Private
2	3904	SOUTH AFRICAN RETIREMENT ANNUITY FUND	112 151	Private
3	4038	CENTRAL RETIREMENT ANNUITY FUND	104 584	Underwritten
4	1215	SENTINEL RETIREMENT FUND	82 490	Private
5	6776	LIFESTYLE RETIREMENT ANNUITY FUND	76 207	Underwritten
6	5040	ENGINEERING INDUSTRIES PENSION FUND	72 443	Private
7	37434	MOMENTUM RETIREMENT ANNUITY FUND	53 795	Underwritten
8	20246	OLD MUTUAL SUPERFUND PROVIDENT FUND	50 219	Private
9	7697	SASOL PENSION FUND	48 876	Private
10	20237	OLD MUTUAL SUPERFUND PENSION FUND	48 490	Private
11	25718	METAL INDUSTRIES PROVIDENT FUND	42 569	Private
12	34766	ALEXANDER FORBES RETIREMENT FUND (PROVIDENT SECTION)	39 285	Underwritten

No	FUND NO	FUND NAME	TOTAL ASSETS (R'm)	FUND TYPE
13	404	PROFESSIONAL PROVIDENT SOCIETY RETIREMENT ANNUITY FUND	39 235	Private
14	31505	TELKOM RETIREMENT FUND	38 981	Private
15	1373	STANDARD BANK GROUP RETIREMENT FUND	36 701	Private
16	27324	ABSA PENSION FUND	31 619	Private
17	23053	MINEWORKERS PROVIDENT FUND	30 587	Private
18	37186	ALLAN GRAY RETIREMENT ANNUITY FUND	30 295	Private
19	3130	FIRSTRAND RETIREMENT FUND	28 991	Private
20	34768	ALEXANDER FORBES RETIREMENT FUND (PENSION SECTION)	25 657	Underwritten
21	32082	FUNDSATWORK UMBRELLA PENSION FUND	23 333	Underwritten
22	32083	FUNDSATWORK UMBRELLA PROVIDENT FUND	22 870	Underwritten
23	29256	MUNICIPAL GRATUITY FUND	21 601	Private
24	559	DE BEERS PENSION FUND	15 798	Private
25	5625	MUNICIPAL EMPLOYEES PENSION FUND	15 468	Private
26	37184	ALLAN GRAY PENSION PRESERVATION FUND	15 333	Private
27	36438	CORPORATE SELECTION UMBRELLA RETIREMENT FUND NO 2	14 957	Underwritten
28	909	CAPE MUNICIPAL PENSION FUND	14 926	Private
29	19727	SOUTH AFRICAN LOCAL AUTHORITIES PENSION FUND	14 473	Private
30	36828	SANLAM UMBRELLA PENSION FUND	14 447	Private
31	32783	AUTO WORKERS PROVIDENT FUND	14 437	Private
32	22622	INVESTEC INVESTMENT LINKED RETIREMENT ANNUITY FUND	14 267	Private
33	30878	NATIONAL TERTIARY RETIREMENT FUND	13 916	Private
34	36813	SANLAM UMBRELLA PROVIDENT FUND	13 678	Private
35	35064	NATIONAL FUND FOR MUNICIPAL WORKERS	13 593	Private
36	1070	SABC PENSION FUND	13 156	Private
37	37435	MOMENTUM PENSION PRESERVATION FUND	13 002	Underwritten
38	37469	DISCOVERY RETIREMENT ANNUITY FUND	12 929	Underwritten
39	27024	CORPORATE SELECTION UMBRELLA RETIREMENT FUND	12 365	Underwritten
40	36666	MOTOR INDUSTRY PROVIDENT FUND	12 266	Private
41	30624	DENEL RETIREMENT FUND	12 193	Private
42	35099	PERSONAL PORTFOLIOS RETIREMENT ANNUITY FUND	12 130	Private
43	35100	PERSONAL PORTFOLIOS PRESERVATION PENSION FUND	12 104	Private
44	37185	ALLAN GRAY PROVIDENT PRESERVATION FUND	11 996	Private
45	36983	KZN MUNICIPAL PENSION FUND	11 842	Private
46	32435	DURBAN PENSION FUND	11 750	Private
47	553	KWAZULU-NATAL JOINT MUNICIPAL PENSION FUND(SUPERANNUATION)	11 160	Private
48	27974	LIFESTYLE RETIREMENT PRESERVER PENSION FUND	10 612	Underwritten

No	FUND NO	FUND NAME	TOTAL ASSETS (R'm)	FUND TYPE
49	29609	INVESTEC INVESTMENT LINKED PRESERVATION PENSION PLAN	10 472	Private
50	36006	CORPORATE SELECTION UMBRELLA PENSION FUND	9 326	Underwritten
51	29607	INVESTEC INVESTMENT LINKED PRESERVATION PROVIDENT FUND	9 182	Private
52	17781	METROPOLITAN LIFE RETIREMENT ANNUITY FUND	9 021	Underwritten
53	390	PHUMULA RETIREMENT FUND	8 635	Private
54	31796	MUNICIPAL WORKERS RETIREMENT FUND	8 296	Private
55	385	UNILEVER SA PENSION FUND	8 242	Private
56	29219	SAB PROVIDENT FUND	8 171	Private
57	32820	FAIRBAIRN CAPITAL PENSION PRESERVATION FUND	7 972	Private
58	37436	MOMENTUM PROVIDENT PRESERVATION FUND	7 912	Underwritten
59	2134	ANGLO AMERICAN CORPORATION PENSION FUND	7 863	Private
60	27975	LIFESTYLE RETIREMENT PRESERVER PROVIDENT FUND	7 857	Underwritten
61	35101	PERSONAL PORTFOLIOS PRESERVATION PROVIDENT FUND	7 537	Private
62	363	ARCELORMITTAL SOUTH AFRICA PENSION FUND	7 487	Private
63	16669	MOTOR INDUSTRY PENSION FUND (2005)	7 221	Private
64	429	NEDGROUP PENSION FUND	7 186	Private
65	31320	UNIVERSITY OF SOUTH AFRICA RETIREMENT FUND	7 174	Private
66	36961	EJOBURG RETIREMENT FUND	7 165	Private
67	16489	AMPLATS GROUP PROVIDENT FUND	6 920	Private
68	31217	SACCAWU NATIONAL PROVIDENT FUND	6 375	Private
69	34312	CLASSIC PRESERVATION PENSION PLAN	6 307	Private
70	34381	SANLAM STAFF UMBRELLA PROVIDENT FUND	6 281	Underwritten
71	37197	PRIVATE SECURITY SECTOR PROVIDENT FUND	6 238	Private
72	17068	PROTEKTOR PRESERVATION PENSION FUND	6 127	Underwritten
73	21267	CHEMICAL INDUSTRIES NATIONAL PROVIDENT FUND	5 929	Private
74	31495	SOUTH AFRICAN RESERVE BANK RETIREMENT FUND	5 890	Private
75	26475	BIDVEST SOUTH AFRICA RETIREMENT FUND	5 790	Private
76	37811	THE TRANSPORT SECTOR RETIREMENT FUND	5 745	Private
77	3720	ALTRON GROUP PENSION FUND	5 634	Private
78	28800	SANLAM PRESERVATION PENSION FUND	5 579	Underwritten
79	37160	OLD MUTUAL WEALTH PRESERVATION PENSION FUND	5 572	Private
80	23803	PRINTING INDUSTRY PENSION FUND FOR SATU MEMBERS	5 555	Private
81	10150	TFG RETIREMENT FUND	5 527	Private
82	34304	CLASSIC RETIREMENT ANNUITY FUND	5 355	Private
83	35423	ARCELORMITTAL SOUTH AFRICA SELECTOR PROVIDENT FUND	5 325	Private
84	37162	OLD MUTUAL WEALTH RETIREMENT ANNUITY FUND	5 319	Private

No	FUND NO	FUND NAME	TOTAL ASSETS (R'm)	FUND TYPE
85	15227	THE PRESERVATION PENSION FUND	5 160	Private
86	7394	DENEL PENSION FUND	5 039	Private
87	38121	AECI DEFINED CONTRIBUTION PENSION FUND	5 006	Private
88	34309	CLASSIC PRESERVATION PROVIDENT PLAN	4 993	Private
89	31582	UNIVERSITY OF CAPE TOWN RETIREMENT FUND	4 984	Private
90	5812	WOOLWORTHS GROUP RETIREMENT FUND	4 868	Private
91	1535	TSHWANE MUNICIPAL PROVIDENT FUND	4 683	Private
92	35658	POLITICAL OFFICE-BEARERS PENSION FUND	4 662	Private
93	29161	THE PRESERVATION PROVIDENT FUND	4 593	Private
94	6255	PICK N PAY CONTRIBUTORY PROVIDENT FUND	4 532	Private
95	37787	DISCOVERY INVESTMENT RETIREMENT ANNUITY FUND	4 443	Private
96	376	NESTLE DEFINED BENEFIT PENSION FUND	4 382	Private
97	11388	INDEPENDENT SCHOOLS ASSOCIATION OF SOUTHERN AFRICA PENSION SCHEME	4 357	Private
98	27139	MASAKHANE PROVIDENT FUND (1998)	4 349	Private
99	29973	VODACOM GROUP PENSION FUND	4 332	Private
100	34380	SANLAM STAFF UMBRELLA PENSION FUND	4 251	Underwritten

Note:

1. This table includes funds which submitted as at the cut-off date of 14 November 2018.

TABLE 2.4 Top 100 Financial Services Board registered funds ranked by membership (Note 1 & 2)

	FUND NO	FUND NAME	MEMBERS TOTAL	FUND TYPE
1	5040	ENGINEERING INDUSTRIES PENSION FUND	1 573 006	Private
2	3904	SOUTH AFRICAN RETIREMENT ANNUITY FUND	1 407 129	Private
3	4038	CENTRAL RETIREMENT ANNUITY FUND	842 166	Underwritten
4	25718	METAL INDUSTRIES PROVIDENT FUND	832 723	Private
5	6776	LIFESTYLE RETIREMENT ANNUITY FUND	631 950	Underwritten
6	37434	MOMENTUM RETIREMENT ANNUITY FUND	409 542	Underwritten
7	17781	METROPOLITAN LIFE RETIREMENT ANNUITY FUND	296 908	Underwritten
8	20246	OLD MUTUAL SUPERFUND PROVIDENT FUND	277 750	Private
9	37197	PRIVATE SECURITY SECTOR PROVIDENT FUND	272 663	Private
10	37811	THE TRANSPORT SECTOR RETIREMENT FUND	239 283	Private
11	32083	FUNDSATWORK UMBRELLA PROVIDENT FUND	236 097	Underwritten
12	32783	AUTO WORKERS PROVIDENT FUND	235 175	Private
13	36998	CONTRACT CLEANING NATIONAL PROVIDENT FUND	214 131	Private
14	7361	BUILDING INDUSTRY PENSION SCHEME (WESTERN PROVINCE)	200 407	Private

	FUND NO	FUND NAME	MEMBERS TOTAL	FUND TYPE
15	16669	MOTOR INDUSTRY PENSION FUND (2005)	197 753	Private
16	34766	ALEXANDER FORBES RETIREMENT FUND (PROVIDENT SECTION)	185 505	Underwritten
17	36438	CORPORATE SELECTION UMBRELLA RETIREMENT FUND NO 2	182 939	Underwritten
18	23053	MINEWORKERS PROVIDENT FUND	175 620	Private
19	20237	OLD MUTUAL SUPERFUND PENSION FUND	140 456	Private
20	37469	DISCOVERY RETIREMENT ANNUITY FUND	139 218	Underwritten
21	31217	SACCAWU NATIONAL PROVIDENT FUND	131 723	Private
22	36813	SANLAM UMBRELLA PROVIDENT FUND	124 961	Private
23	32082	FUNDSATWORK UMBRELLA PENSION FUND	113 845	Underwritten
24	37916	ALEXANDER FORBES UNCLAIMED BENEFIT PROVIDENT PRESERVATION FUND	113 799	Underwritten
25	37815	NATIONAL BARGAINING COUNCIL FOR CLOTHING MANUFACTURING INDUSTRY WESTERN CAPE REGION PROVIDENT FUND	102 380	Private
26	37917	ALEXANDER FORBES UNCLAIMED BENEFIT PENSION PRESERVATION FUND	101 679	Underwritten
27	404	PROFESSIONAL PROVIDENT SOCIETY RETIREMENT ANNUITY FUND	99 457	Private
28	37186	ALLAN GRAY RETIREMENT ANNUITY FUND	96 933	Private
29	27024	CORPORATE SELECTION UMBRELLA RETIREMENT FUND	93 183	Underwritten
30	37955	LIBERTY CORPORATE UNCLAIMED BENEFITS PROVIDENT PRESERVATION FUND	90 500	Underwritten
31	564	ESKOM PENSION AND PROVIDENT FUND	88 017	Private
32	34768	ALEXANDER FORBES RETIREMENT FUND (PENSION SECTION)	84 991	Underwritten
33	1215	SENTINEL RETIREMENT FUND	81 243	Private
34	36006	CORPORATE SELECTION UMBRELLA PENSION FUND	80 491	Underwritten
35	4730	THE ELECTRICAL CONTRACTING INDUSTRY PENSION FUND	80 418	Private
36	32184	BARGAINING COUNCIL FOR THE CONTRACT CLEANING INDUSTRY (NATAL) PROVIDENT FUND	71 021	Private
37	37975	OLD MUTUAL SUPERFUND UNCLAIMED BENEFITS PRESERVATION PROVIDENT FUND	70 857	Private
38	16489	AMPLATS GROUP PROVIDENT FUND	68 388	Private
39	36666	MOTOR INDUSTRY PROVIDENT FUND	61 403	Private
40	26475	BIDVEST SOUTH AFRICA RETIREMENT FUND	59 911	Private
41	20697	NEW LIFE RETIREMENT ANNUITY FUND	59 766	Underwritten
42	36828	SANLAM UMBRELLA PENSION FUND	56 411	Private
43	38076	PRIVATE SECURITY SECTOR UNCLAIMED BENEFIT PROVIDENT FUND	55 878	Private
44	20517	TOURISM, HOSPITALITY AND CATERING PENSION FUND (THACSA)	52 078	Private
45	7705	MINES 1970 UNCLAIMED BENEFITS PRESERVATION PROVIDENT FUND	48 814	Private
46	35064	NATIONAL FUND FOR MUNICIPAL WORKERS	46 330	Private
47	35555	THE BUILDING INDUSTRY PROVIDENT FUND (WESTERN PROVINCE)	45 452	Private

	FUND NO	FUND NAME	MEMBERS TOTAL	FUND TYPE
48	37988	RFLIPF UNCLAIMED BENEFIT PRESERVATION PROVIDENT FUND	44 027	Private
49	36651	CAREFREE LIFE RETIREMENT ANNUITY FUND	43 823	Underwritten
50	37902	THE UNCLAIMED BENEFITS PROVIDENT PRESERVATION FUND	42 388	Private
51	37816	KWAZULU-NATAL CLOTHING INDUSTRY PROVIDENT FUND	42 315	Private
52	34971	SECURITY EMPLOYEES NATIONAL PROVIDENT FUND	41 637	Private
53	27324	ABSA PENSION FUND	40 980	Private
54	3130	FIRSTSTRAND RETIREMENT FUND	39 568	Private
55	37818	NATIONAL BARGAINING COUNCIL FOR THE CLOTHING MANUFACTURING INDUSTRY NORTHERN REGION CHAMBER PROVIDENT FUND	38 799	Private
56	1373	STANDARD BANK GROUP RETIREMENT FUND	38 240	Private
57	21267	CHEMICAL INDUSTRIES NATIONAL PROVIDENT FUND	37 147	Private
58	37846	LEATHER INDUSTRY PROVIDENT FUND (THE)	36 817	Private
59	28359	THE HOSPITALITY AND GENERAL PROVIDENT FUND	36 746	Private
60	16271	BIDVEST SOUTH AFRICA PENSION FUND	36 285	Private
61	37882	NBC UNCLAIMED BENEFITS PROVIDENT PRESERVATION FUND	35 444	Private
62	37911	MOMENTUM UNCLAIMED BENEFIT PROVIDENT PRESERVATION FUND	32 861	Private
63	37094	ALEXANDER FORBES CORE PLAN (PROVIDENT SECTION)	32 706	Underwritten
64	36750	NMG UMBRELLA SMARTFUND (PROVIDENT SECTION)	31 754	Private
65	26805	CONSTRUCTION INDUSTRY RETIREMENT BENEFIT FUND	31 237	Private
66	5812	WOOLWORTHS GROUP RETIREMENT FUND	30 974	Private
67	29256	MUNICIPAL GRATUITY FUND	30 666	Private
68	36634	SANLAM UNITY UMBRELLA FUND	30 433	Underwritten
69	22622	INVESTEC INVESTMENT LINKED RETIREMENT ANNUITY FUND	29 290	Private
70	34855	ABSA SMALL BUSINESS PROVIDENT FUND	29 043	Private
71	27139	MASAKHANE PROVIDENT FUND (1998)	28 882	Private
72	37981	OLD MUTUAL SUPERFUND UNCLAIMED BENEFITS PRESERVATION PENSION FUND	27 941	Private
73	7697	SASOL PENSION FUND	27 540	Private
74	37912	MOMENTUM UNCLAIMED BENEFIT PENSION PRESERVATION FUND	26 478	Private
75	31505	TELKOM RETIREMENT FUND	26 385	Private
76	5625	MUNICIPAL EMPLOYEES PENSION FUND	26 163	Private
77	37901	THE UNCLAIMED BENEFITS PENSION PRESERVATION FUND	26,109	Private
78	36903	MASSMART PROVIDENT FUND	25 267	Private
79	36541	AGRICULTURAL SECTOR PROVIDENT FUND - UMBRELLA FUND	24 664	Private
80	4508	GAUTENG BUILDING INDUSTRY PENSION SCHEME	23 729	Private
81	31796	MUNICIPAL WORKERS RETIREMENT FUND	23 249	Private
82	37995	ISCOR UNCLAIMED BENEFITS PENSION FUND	22 992	Private

	FUND NO	FUND NAME	MEMBERS TOTAL	FUND TYPE
83	5707	PENSION AND LIFE ASSURANCE SCHEME FOR THE BUILDING INDUSTRY (SOUTHERN AND EASTERN CAPE)	22 783	Private
84	1057	RETAIL RETIREMENT FUND	22 248	Private
85	37757	10X UMBRELLA PROVIDENT FUND	22 194	Private
86	14517	SMOLLAN GROUP PENSION FUND	22 040	Private
87	19727	SOUTH AFRICAN LOCAL AUTHORITIES PENSION FUND	21 746	Private
88	7755	NORTH AND WEST BOLAND BUILDING INDUSTRY PENSION SCHEME	21 731	Private
89	36983	KZN MUNICIPAL PENSION FUND	21 281	Private
90	36961	EJOBURG RETIREMENT FUND	21 246	Private
91	26325	KWAZULU-NATAL PROVIDENT FUND	20 867	Private
92	27974	LIFESTYLE RETIREMENT PRESERVER PENSION FUND	20 722	Underwritten
93	36719	BRIDGING PROVIDENT FUND	20 461	Private
94	37998	AF ACCESS RETIREMENT FUND (PROVIDENT SECTION)	20 359	Underwritten
95	22745	MOMENTUM CORPORATE PROVIDENT PRESERVATION FUND	20 321	Underwritten
96	27975	LIFESTYLE RETIREMENT PRESERVER PROVIDENT FUND	19 656	Underwritten
97	36005	NORTH AND WEST BOLAND BUILDING INDUSTRY PROVIDENT FUND (THE)	19 435	Private
98	37999	CAPES NATIONAL PROVIDENT FUND	19 260	Private
99	36036	NBC UMBRELLA RETIREMENT FUND	19 098	Private
100	31013	IMPERIAL GROUP PROVIDENT FUND	18 817	Private

Notes:

1. This table includes funds which submitted as at the cut-off date of 14 November 2018.
2. Membership relating to unclaimed benefits has been included in this table.

TABLE 2.5 Financial Services Board registered administrators as at 14 November 2018

Benefit administrator (Employer)

NO.	NAME	POSTAL ADDRESS
421	ADMINISTRATIEWE BURO VAN DIE GEREFORMEERDE KERKE IN SA	PO BOX 20004, NOORDBRUG, 2522
372	AECI LTD	PRIVATE BAG X21, GALLO MANOR, 2052
534	ASSUPOL LIFE	PO BOX 35900, MENLO PARK, 0102
464	BEACON REGISTRARS (PTY) LTD	PO BOX 414041, CRAIGHALL, 2024
387	EDGARS CONSOLIDATED STORES LTD	PO BOX 200, CROWN MINES, 2025
581	ESKOM PENSION AND PROVIDENT FUND	PRIVATE BAG 50, BRYANSTON, 2021
811	FOSCHINI RETAIL GROUP (PTY) LTD	PO BOX 6020, PAROW EAST, 7501
948	GLOBAL FUND ADMINISTRATORS (PTY) LTD	POSTNET SUITE 208, PRIVATE BAG X9, BENMORE, 2010
538	IGOLIDE HEALTH NETWORK (PTY) LTD	PRIVATE BAG X2053, CARLETONVILLE, 2500

NO.	NAME	POSTAL ADDRESS
845	INDEPENDENT MEDIA (PTY) LTD	PO Box 1014, JOHANNESBURG, GAUTENG, 2000
388	JOINT MUNICIPAL PENSION FUND	PO BOX 13355, HATFIELD, 0028
964	LEWIS STORES (PTY) LIMITED	PO BOX 43, WOODSTOCK, 7915
394	METHODIST CONNEXIONAL OFFICE	PRIVATE BAG X11, GARDEN VIEW, 2047
106	MOTOR INDUSTRY FUND ADMINISTRATORS (PTY) LTD	PRIVATE BAG X10095, RANDBURG, 2125
958	NATIONAL BARGAINING COUNCIL FOR THE CLOTHING MANUFACTURING INDUSTRY	P O BOX 1142, WOODSTOCK, 7915
430	NEDERDUITSE GEREFORMEERDE KERK IN SA	PRIVATE BAG X8, BELLVILLE, 7535
585	PRIMETANK (PTY) LTD	PO BOX 55398, NORTHLANDS, 2116
677	PROTHERM SYSTEMS (PTY) LTD	PO BOX 1109, BRAMLEY, 2018
442	RAND WATER	PO BOX 1127, JOHANNESBURG, 2000
392	SA TYPOGRAPHICAL UNION (SATU)	PO BOX 1993, PRETORIA, 0001
359	SOUTH AFRICAN RESERVE BANK	PO BOX 427, PRETORIA, 0001
360	STANDARD BANK OF SA LTD	PO BOX 61560, MARSHALLTOWN, 2107
580	TRANSNET LTD	PRIVATE BAG X41, BRAAMFONTEIN, 2017

Benefit administrator and investment manager

NO.	NAME	POSTAL ADDRESS
621	10X INVESTMENT (PTY) LTD	SUITE 105, FOYER A, SOVEREIGN QUAY, 34 SOMERSET ROAD, GREEN POINT, 8005
987	ETN RETIREMENT FUND ADMINISTRATORS (PTY) LTD	NATIONAL BUILDING HOUSE 2ND FLOOR, 84 ALBERTINA SISULU ROAD, JOHANNESBURG, GAUTENG, 2001
663	FOORD ASSET MANAGEMENT (PTY)LTD	PO BOX 135, HOWARD PLACE, 7450
984	MOTOR INDUSTRY BARGAINING COUNCIL	PO BOX 2578, RANDBURG, 2125
1000	OUTVEST PTY LIMITED	PO BOX 8443, CENTURION, 0046
1003	RETIREMENT INVESTMENTS AND SAVINGS FOR EVERYONE (PTY) LTD T/A RISE	POSTNET SUITE 247, PRIVATE BAG X1, MELROSE ARCH, 2076
973	SYGNIA FINANCIAL SERVICES (PTY) LTD	PO BOX 51591, WATERFRONT, 8002
488	UAL INVESTMENT PLANNING SERVICES (PTY) LTD	PO BOX 582, JOHANNESBURG, 2000

Benefit administrator (Professional)

NO.	NAME	POSTAL ADDRESS
510	ABSA INVESTMENT MANAGEMENT SERVICES (PTY) LTD	PO BOX 974, JOHANNESBURG, 2000
826	ABSA TRUST LIMITED	ABSA TRUST LIMITED, P O BOX 7735, JOHANNESBURG, 2000
193	ACA EMPLOYEE BENEFITS (PTY) LTD	PRIVATE BAG X43, HATFIELD, 0028
622	ACRAVEST (PTY) LTD	PO BOX 38839, FAERIE GLEN, 0043

NO.	NAME	POSTAL ADDRESS
595	AKANI RETIREMENT FUND ADMINISTRATORS (PTY) LTD	PRIVATE BAG X36, KEMPTON PARK, 1620
796	ALEXANDER FORBES FINANCIAL SERVICES (PTY) LTD	PO BOX 787240, SANDTON, 2146
784	ALEXANDER FORBES INDIVIDUAL CLIENT ADMINISTRATION (PTY) LTD	PO BOX 787240, SANDTON, 2146
472	ALEXANDER FORBES INVESTMENTS LIMITED	PO BOX 786055, SANDTON, 2196
592	ALEXANDER FORBES LIFE LIMITED	PO BOX 787240, SANDTON, 2146
606	ALLAN GRAY INVESTMENT SERVICES (PTY) LTD	PO BOX 51318, WATERFRONT, CAPE TOWN, 8002
623	ANGLO OPERATIONS (PTY) LIMITED	PO BOX 61587, MARSHALLTOWN, 2107
501	AON CONSULTING SA (PTY) LTD	PO BOX 1874, PARKLANDS, 2121
789	AON SA PTY LTD	PO BOX 1874, PARKLANDS, 2121
522	ARCAY PRIVATE FINANCIAL SERVICES EMPLOYEE BENEFITS (PTY) LTD	PO BOX 1741, HOUGHTON, 2041
616	ARLENTA TRANSACTIONAL SERVICES (PTY) LTD	PO BOX 487, CENTURY CITY, 7446
859	AUTOMATED OUTSOURCING SERVICES (PTY) LTD	PO BOX 4769, RANDBURG, 2125
594	BAMBANANI BENEFIT ADMINISTRATORS (PTY) LTD	PO BOX 2832, MONTANA PARK, 0159
798	BARGAINING COUNCIL FOR THE FURNITURE MANUFACTURING INDUSTRY, KWAZULU-NATAL	PO BOX 1554, DURBAN, 4000
460	BENSURE MANAGEMENT SERVICES (PTY) LTD	PO BOX 3315, RANDBURG, 2125
815	BOPHELO BENEFIT SERVICES (PTY) LTD	POSTNET SUITE 173, PRIVATE BAG X31, ROSEBANK, 2132
600	BORWA FINANCIAL SERVICES (PTY) LTD	PO BOX 62244, MARSHALLTOWN, 2107
505	BREFCO (PTY) LTD	PO BOX 829, WILGEHEUWEL, 1736
194	BROKSURE ADMINISTRATORS (PTY) LTD	PO BOX 16254, VLAEBERG, 8018
828	CADIZ LIFE LIMITED	CADIZ LIFE LIMITED, P O BOX 299, SIMON'S TOWN, 7995
87	CASSIE NELL ATTORNEY NOTARY & CONVEYANCE	P O BOX 699, EDENVALE, 2195
624	CEDAR EMPLOYEE BENEFITS (PTY) LTD	PO BOX 2140, HOUGHTON, 2041
508	CHAMPAGNE TRUST (THE)	PO BOX 74519, TURFFONTEIN, 2140
586	CHANNEL LIFE LIMITED	PO BOX 1273, PARKLANDS, JOHANNESBURG, 2121
983	D AND D THE CYCLE (PTY) LTD	PO BOX 73725, FAIRLAND, 2030
693	DELOITTE & TOUCHE ACTUARIES AND CONSULTANTS (PTY) LTD	PRIVATE BAG X6, GALLO MANOR, 2052
783	DISCOVERY LIFE INVESTMENT SERVICES (PTY) LTD	PO BOX 786722, SANDTON, 2146
596	DISCOVERY LIFE LIMITED	PO BOX 3888, RIVONIA, 2128
354	DU RAND JURGENS & ASSOCIATES (PTY) LTD	PO BOX 855, SWELLENDAM, 6740
602	DYNAM-IQUE SA CONSULTANTS AND ACTUARIES (PTY) LTD	POSTNET SUITE # 306, PRIVATE BAG X 30500, HOUGHTON, 2041
995	EMPLOYEE BENEFIT SOLUTIONS AFRICA (PTY) LTD	PRIVATE BAG X12, CONSTANTIA, 7848

NO.	NAME	POSTAL ADDRESS
576	ENIGMA SOLUTIONS	PO BOX 1659, RANDBURG, 2125
938	ENSIMINI ADMINISTRATION SERVICES (PTY) LTD	POSTNET SUITE 30, PRIVATE BAG X112, GREENSIDE, 2034
611	ETHEKWINI MUNICIPALITY	PO BOX 828, DURBAN, 4000
615	EVEREST CORPORATE BENEFITS (PTY) LTD	PO.BOX 92386, NORWOOD, 2117
92	EVOLUTION CORPORATE BENEFITS (PTY) LTD	PO BOX 1829, MILNERTON, 7435
807	FAIRHEADS BENEFIT SERVICES (PTY) LTD	PO BOX 4392, CAPE TOWN, 8000
562	FAIRSURE ADMINISTRATION (PTY) LTD	PO BOX 8417, ROGGEBAAI, 8012
817	FEDGROUP EMPLOYEE BENEFITS (PTY) LTD	PO BOX 782823, SANDTON, 2146
829	FEDGROUP TRUST ADMINISTRATORS (PTY) LTD	PO BOX 782823, SANDTON, 2146
527	FINANCIAL ADMINISTRATION SOLUTIONS (PTY) LTD	PO BOX 774, RONDEBOSCH, 7701
573	FUNDWISE MANAGEMENT SERVICES (PTY) LTD	POSTNET SUITE 163, PRIVATE BAG X10, MUSGRAVE ROAD, 4062
801	FURNITURE BARGAINING COUNCIL	PO BOX 32789, BRAAMFONTEIN, 2017
255	FUSSELL & ASSOCIATES EMPLOYEE BENEFITS (PTY) LTD	PO BOX 48, MELROSE ARCH, 2076
978	FUTURA SA ADMINISTRATORS (PTY) LTD	PO BOX 2853, BELLVILLE, 7535
528	G I B FINANCIAL SERVICES (PTY) LTD	P O BOX 3211, HOUGHTON, 2041
217	GALLET RETIREMENT FUND ADMINISTRATORS (PTY) LTD	PO BOX 51591, WATERFRONT, CAPE TOWN, 8002
699	GLACIER FINANCIAL SOLUTIONS (PTY) LTD	PRIVATE BAG X5, TYGER VALLEY, 7538
89	GLASSOCK & ASSOCIATES (PTY) LTD	PO BOX 72280, PARKVIEW, 2122
405	GLENRAND MIB BENEFIT SERVICES (SOUTH) (PTY) LTD	P O BOX 3529, RANDBURG, 2125
777	GLOBAL EMPLOYEE BENEFITS (PTY) LTD	PO BOX 67528, HIGHVELD EXT 2, 0169
619	GM DE KLERK (PTY) LTD	PO BOX 3873, CRESTA, 2118
557	GOLDING, TORR & DE DECKER (PTY) LTD	PO BOX 786347, SANDTON, 2146
775	GQM FUND ADMINISTRATORS (PTY) LTD	POSTNET NO 277, PRIVATE BAG X19, GARDENVIEW, 2047
563	GTC EMPLOYEE BENEFITS ADMINISTRATION (PTY) LTD	PO BOX 55118, ILLOVO, ILLOVO, GAUTENG, 2116
473	HIBISCUS FINANCIAL BROKERS (PTY) LTD	PO BOX 849, MARGATE, 4275
143	HOLLARD LIFE ASSURANCE COMPANY LTD	PO BOX 87428, HOUGHTON, 2041
614	INTEGRITY RETIREMENT FUND ADMINISTRATORS (PTY) LTD	POSTNET SUITE 232, PRIVATE BAG X25723, MONUMENT PARK, 0105
290	INVESTEC INVESTMENT MANAGEMENT SERVICES (PTY) LTD	PO BOX 785700, SANDTON, 2146
617	INVESTEC PERSONAL FINANCIAL SERVICES (PTY) LTD	PO BOX 78055, SANDTON, 2146
6	INVESTEC PRIVATE TRUST LIMITED	PO BOX 786800, SANDTON, 2146

NO.	NAME	POSTAL ADDRESS
524	J.R. WINSON TRADING AND INVESTMENT (PTY) LTD	20 PITCHFORD ROAD, NORTHCLIFF, JOHANNESBURG, 2195
516	KEY TRENDS MANAGEMENT SERVICES	PO BOX 25415, MONUMENT PARK, 0105
494	KWAZULU-NATAL MASTER BUILDERS & ALLIED INDUSTRIES ASSOCIATION	PO BOX 582, WESTVILLE, 3630
570	LANCE VAN DRIEL & ASSOCIATES CC	PO BOX 16350, VEGANVIEW, 1612
3	LIBERTY GROUP LIMITED	PO BOX 10499, JOHANNESBURG, 2000
380	LIFESENSE FINANCIAL SERVICES ADMINISTRATION DIVISION (PTY) LTD	PRIVATE BAG X135, BRYANSTON, 2021
542	LION OF AFRICA ADMINISTRATION SERVICES (PTY) LTD	PRIVATE BAG X1, MOWBRAY, 7705
852	LSRC EMPLOYEE CONSULTANTS AND BENEFIT ADMINISTRATORS (PTY) LTD	PO BOX 44541, LINDEN, 2104
381	M CUBED EMPLOYEE BENEFITS (PTY) LTD	PO BOX 2305, BEDFORDVIEW, 2008
988	MAITLAND RAS (PTY) LTD	P O BOX 3149, CAPE TOWN, 8000
823	MARRIOTT RETIREMENT FUND ADMINISTRATORS	PO BOX 207, DURBAN, 4000
436	METAL INDUSTRIES BENEFIT FUNDS ADMINISTRATORS	PO BOX 7507, JOHANNESBURG, 2000
114	MMI GROUP LTD	PO BOX 7400, CENTURION, 0046
589	MOMENTUM CONSULTANTS AND ACTUARIES (PTY) LTD	PO BOX 7400, CENTURION, 0046
810	MORITING WEALTH MANAGERS	P O BOX 7972, JOHANNESBURG, 2000
288	MULTILECT ADMINISTRATORS (PTY) LTD	PO BOX 3029, SAXONWOLD, 2132
609	NBC FUND ADMINISTRATION SERVICES (PTY) LTD	PO BOX 32528, BRAAMFONTEIN, 2017
757	N-e-FG ADMINISTRATORS (PTY) LTD	PO BOX 472, PARK SOUTH, 1910
940	NEDGROUP BENEFICIARY SOLUTIONS (PTY) LTD	PO BOX 206, CAPE TOWN, 8000
583	NEDGROUP LIFE ASSURANCE COMPANY LIMITED	PO BOX 149175, EAST END, 4048
463	NICOL LAIDLAW DYNES & ASSOCIATES CC	PO BOX 5721, WALMER, 6065
776	NMG ADMINISTRATORS (PTY) LTD	PO BOX 3075, RANDBURG, 2125
567	NMG CONSULTANTS AND ACTUARIES ADMINISTRATORS (PTY) LTD	PO BOX 3075, RANDBURG, 2125
982	NOVARE ACTUARIES AND CONSULTANTS (PTY) LTD	PO BOX 4742, TYGERVALLY, 2536
571	OASIS CRESCENT RETIREMENT SOLUTIONS (PTY) LTD	PO BOX 1217, CAPE TOWN, 8000
747	OLD MUTUAL ALTERNATIVE SOLUTIONS LIMITED	PO BOX 172, HOWARD PLACE, 7450
314	OLD MUTUAL INVESTMENT ADMINISTRATORS (PTY) LTD	PO BOX 5408, CAPE TOWN, 8000
478	OLD MUTUAL INVESTMENT SERVICES (PTY) LTD	PO BOX 66, CAPE TOWN, 8000
58	OLD MUTUAL LIFE ASSURANCE COMPANY (SOUTH AFRICA) LIMITED	PO BOX 66, CAPE TOWN, 8000
512	OVATION GLOBAL INVESTMENT SERVICES (PTY) LTD	PO BOX 487, CENTURY CITY, 7446

NO.	NAME	POSTAL ADDRESS
498	P & D FINANCIAL SERVICES CC	PO BOX 13454, NORTHMEAD, BENONI, 1511
566	PENPRO ADMINISTRATORS (PTY) LTD	PO BOX 422, BALLITO, 4420
518	PEREGRINE ADMINISTRATION SERVICES (PTY) LTD	PO BOX 23388, CLAREMONT, 7735
847	PRESCIENT FUND SERVICES (PTY) LTD	PO BOX 31142, TOKAI, 7966
981	PRESCIENT LIFE LIMITED	PO BOX 31142, TOKAI, 7966
536	PROVIDENCE RISK MANAGERS (PTY) LTD	PO BOX 1672, PORT ELIZABETH, 6000
612	PSG INVEST (PTY) LTD	PO BOX 41259, CRAIGHALL, 2024
626	PSG LIFE LTD	PO BOX 1899, WITKOPPEN, JOHANNESBURG, SOUTH AFRICA, 2068
526	REGENT LIFE ASSURANCE COMPANY LTD	P O. BOX 674, EDENVALE, 1610
133	RENTMEESTER ASSURANCE LTD	PO BOX 403, PRETORI, 0001
568	RETFUND CONSULTANTS AND ADMINISTRATORS	PO BOX 2313, WINGATEPARK, 0053
680	RFS ADMINISTRATORS (PTY) LTD	PO BOX 2832, MONTANA PARK, 0159
277	ROBSON SAVAGE (PTY) LTD	PO BOX 3041, HOUGHTON, 2041
827	SALT EMPLOYEE BENEFITS (PTY) LTD	PO BOX 3119, HALFWAY HOUSE, 1685
598	SANLAM DEVELOPING MARKETS LIMITED	PO BOX 1941, HOUGHTON, 2041
76	SANLAM LIFE INSURANCE LTD	PO BOX 1, SANLAMHOF, 7532
832	SANLAM TRUST (PTY) LTD	PO BOX 1260, SANLAMHOF, 7532
74	SANLAM UMBRELLA FUND ADMINISTRATORS (PTY) LTD	PO BOX 18403, WYNBERG, 7824
41	SCIENTIA ACTUARIES & CONSULTANTS (PTY) LTD	PO BOX 589, BELLVILLE, 7535
681	SESHEGO BENEFIT CONSULTING (PTY) LTD	PO BOX 412181, CRAIGHALL, 2024
627	SHERNOL RETIREMENT ADMINISTRATOR (PTY) LTD	PO.BOX 84, MEYERTON, 1960
610	SILICA FINANCIAL ADMINISTRATION SOLUTIONS (PTY) LTD	POSTNET 361, PRIVATE BAG X9, BENMORE, 2010
841	SILVER CREST RETIREMENT FUND ADMINISTRATORS (PTY) LTD	PO BOX 72413, PARKVIEW, JOHANNESBURG, 2122
579	SME BENEFIT ADMINISTRATORS (PTY) LTD	PO BOX 1252, LONEHILL, 2062
588	SOUTHERN AFRICA QUANTUM EMPLOYEE BENEFITS (PTY) LTD	PO BOX 781687, SANDTON, 2146
824	STANDARD TRUST LIMITED	PO BOX 61373, MARSHALLTOWN, 2107
402	STANLIB WEALTH MANAGEMENT (PTY) LTD	PO BOX 202, MELROSE ARCH, 2076
605	TABENG ADMINISTRATION SOLUTIONS (PTY) LTD	PO BOX 35346, MENLO PARK, 0102
819	TDF FUND ADMINISTRATORS (PTY) LTD	PO BOX 44672, CLAREMONT, 7735
834	TEBA LIMITED	PO BOX 62251, MARSHALLTOWN, 2107
34	TENNANT ADMINISTRATION SERVICES (PTY) LTD	PO BOX 782823, SANDTON, 2146
625	TRANSPARENT FINANCIAL SERVICES (PTY) LTD	PO BOX 12722, THE TRAMSHED, 0126
81	TRILOGY BENEFITS GROUP (PTY) LTD	PRIVATE BAG X87, BRYANSTON, 2021
489	ULTIMATE FUND ADMINISTRATORS (PTY) LTD	PO BOX 721, CRAMERVIEW, 2060

NO.	NAME	POSTAL ADDRESS
531	UMBRELLA MANAGEMENT SERVICES COMPANY	PO BOX 411589, CRAIGHALL, 2024
992	UNION LIFE LTD	PO BOX 787352, SANTON, 2146
569	VERSO FINANCIAL SERVICES (PTY) LTD	PO BOX 4300, TYGER VALLEY, 7536
353	VERSO FUNDS ADMINISTRATOR (PTY) LTD	PO BOX 27313, GREENACRES, 6057
620	WA DAVIDSON CC	PRIVATE BAG X 3060, RANDBURG, 2125
874	WA DAVIDSON FINANCIAL SERVICES (PTY) LTD	PRIVATE BAG X 3060, RANDBURG, 2125
968	WEALTHPORT (PTY) LTD	POSTNET SUITE 451, PRIVATE BAG X51, BRYANSTON, 2021
836	WSM EMPLOYEE BENEFIT ADMINISTRATORS (PTY) LTD	PO BOX 3381, BENONI, 1500
82	WYNNE-JONES & COMPANY EMPLOYEE BENEFITS CONSULTANTS (PTY) LTD	PO BOX 2140, HOUGHTON, 2041





CHAPTER 3

AGGREGATED FINANCIAL STATEMENTS OF FUNDS REGULATED BY THE FINANCIAL SERVICES BOARD

TABLE 3.1 Statement of net assets and funds of Financial Services Board registered funds

	Notes	2017 Current period R'000	2016 Current period R'000
ASSETS			
Non-current assets		2 421 406 319	2 342 680 677
Property, plant and equipment	1	105 578	124 239
Investments (including investment properties)	2	2 420 353 888	2 341 592 715
Housing loan facilities		570 197	632 057
Surplus improperly utilised receivable	12	376 657	331 666
Current assets		35 827 252	38 945 028
Transfers receivable	3	1 226 948	1 632 420
Accounts receivable		8 457 860	12 305 185
Contributions receivable	8	6 130 565	6 113 539
Cash at bank		19 792 001	18 679 351
Surplus improperly utilised receivable	12	219 878	214 533
Total assets		2 457 233 572	2 381 625 705
<i>(Applicable to defined contribution funds)</i>			
FUNDS AND LIABILITIES			
Members' funds and surplus account		1 858 591 215	1 781 227 467
Members' individual accounts		1 841 472 529	1 760 011 567
Amounts to be allocated	13	16 558 444	20 548 639
Member surplus account		560 242	667 261
		173 680 033	172 285 069
Reserve accounts		173 673 358	172 278 394
Revaluation reserve: property, plant and equipment		6 675	6 675
Total funds and reserves		2 032 271 248	1 953 512 536
<i>(Applicable to defined benefit funds)</i>			
FUNDS AND LIABILITIES			
Funds and surplus account		261 172 222	256 165 581
Accumulated funds		260 985 983	255 706 336
Member surplus account		186 239	459 245
Reserves		55 734 952	64 755 963
Reserve accounts		55 734 952	64 755 963
Revaluation reserve: property, plant and equipment		-	-
Total funds and reserves		316 907 174	320 921 544
Non-current liabilities		58 966 939	58 453 571
Employer surplus account		17 902 431	17 554 829
Financial liabilities		5 293 656	5 015 959
Provisions		45 786	51 324
Unclaimed benefits	4	35 725 066	35 831 459
Current liabilities		49 088 211	48 738 054
Transfers payable	5	2 369 091	3 214 885
Benefits payable	6.1 and 6.2	36 036 095	36 039 797
Accounts payable		10 660 992	9 450 554
Retirement fund taxation	7	88	3 802
Contributions payable		21 944	17 938
Bank Overdraft		-	11 078
Other		1	-
Total funds and liabilities		2 457 233 572	2 381 625 705

TABLE 3.2 Statement of changes in net assets and funds

	Notes	2017 Current period R'000	2016 Current period R'000
Contributions received and accrued	8	168 507 677	163 052 507
Contributions transferred from reserve accounts		31 839	6 799
Contributions transferred from surplus accounts		1 168 758	1 067 772
Surplus improperly utilised		(622)	(694)
Reinsurance proceeds		5 737 694	5 853 066
Net investment income	9	138 323 418	139 010 984
(less) Allocated to unclaimed benefits		(1 498 778)	(1 082 732)
Other income	10	406 435	541 416
Less:			
Reinsurance premiums		(8 132 636)	(8 078 433)
Administration expenses	11	(9 551 392)	(8 954 559)
Retirement fund taxation	7	(3 194)	(154 031)
Net income before transfers and benefits		294 989 199	291 262 095
(less) Transfers and benefits		(190 624 392)	(233 398 158)
Transfers from other funds	3	58 255 471	67 229 500
(less) Transfers to other funds	5	(35 482 398)	(73 720 064)
(less) Benefits	6.1.1 and 6.2.1	(213 397 466)	(226 907 594)
Net income after transfers and benefits		104 364 806	57 863 937
Funds and reserves		2 244 067 135	2 215 443 637
Balance at beginning of period	14	2 244 792 802	2 218 872 693
Prior period adjustments		1 007 735	(384 878)
Transfer between reserve accounts		5 175	(893 801)
Investment return allocated		(686 287)	(1 027 262)
Current members		1 386	(14 333)
Former members		142 999	(53 061)
Surplus and reserve accounts		(830 673)	(959 868)
Surplus apportionment		212 820	(881 459)
Revaluation surplus: property, plant and equipment		-	6 675
Transfer between reserve accounts		(795 499)	(15 637)
Employer surplus account		(731 702)	(310 467)
Member surplus account		(63 797)	294 830
Allocations to/from surplus accounts		43 971	232 694
(less) Benefits to former members		46 363	(194 645)
Surplus transfers payments		(102 257)	(278 919)
Benefit enhancements - other		(156 813)	438 506
Surplus transfers received		(256 678)	(267 751)
Balance at end of period		2 348 431 942	2 273 307 574

Note:
The difference between the opening balance and the closing balance of the previous period is due to funds that submitted drafts in the previous period; funds that only submitted financial statements after cutoff date; funds that had a year-end change; funds that got cancelled; funds that transferred out and funds that liquidated. See Note 14 in Table 3.3 for reconciliation.

TABLE 3.3 Notes to the financial statements of Financial Services Board registered funds

1. Property, plant and equipment

	2017 R'000	2016 R'000
Gross carrying amount		
At beginning of period	213 328	139 110
Additions	18 627	80 268
(less) Disposals	(1 814)	(2 506)
Revaluation reserve	-	306
Other movements	(2 800)	(221)
At end of period	227 341	216 957
Accumulated depreciation and impairment	121 764	92 718
At beginning of period	91 274	80 055
Depreciation charges	13 880	13 270
Accumulated depreciation on disposals	(9)	(1 640)
Impairment	20 304	(24)
Other movements	(3 685)	1 057
Net carrying amount at end of period	105 577	124 239

2. Investment summary

	2017 R'000	2016 R'000
Cash	87 629 834	93 467 794
Commodities	3 885 432	4 435 684
Debt Instruments (Including Islamic Debt)	219 604 382	218 329 405
Investment and Owner Occupied Properties	28 330 586	26 988 328
Equities (including demutualization shares)	454 697 685	457 580 318
Insurance policies:	1 196 977 711	1 124 720 011
Collective investment schemes	394 424 880	371 085 862
Hedge Funds	8 573 939	17 592 584
Private Equity Funds	13 127 894	12 519 653
Investment in participating employer(s)	10 403 548	10 753 286
Derivative Market Instruments	1 007 259	1 688 021
Other	1 690 738	2 431 770
Total	2 420 353 888	2 341 592 715

3. Transfers from other funds

	2017 R'000	2016 R'000
In terms of section 14	996 840	1 019 650
Transfers in terms of section 15B	-	178 093
Individual transfers	230 108	434 677
Prospective approvals in terms of section 14	-	-
Total	1 226 948	1 632 420
Transfers approved	57 735 434	65 759 063
Return on transfers	520 037	1 470 438
Statement of changes in net assets and funds	58 255 471	67 229 500

TABLE 3.3 Notes to the financial statements of Financial Services Board registered funds (continued)

4. Unclaimed benefits

	2017 R'000	2016 R'000
At beginning of period	36 313 145	34 390 610
Transferred from benefits payable	6 431 783	7 060 952
Adjustments	(2 757 511)	(2 109 501)
Investment income allocated	1 498 778	1 082 732
Less:	5 761 129	4 593 334
Tracing expenses	7 254	13 559
Administration expenses	63 146	50 262
Other expenses	1 281	(76 063)
Benefits paid	5 277 136	4 318 228
Transferred to Unclaimed Benefits Fund	412 312	287 349
Balance at end of period	35 725 066	35 831 459

5. Transfers to other funds

	2017 R'000	2016 R'000
In terms of section 14	1 874 181	2 007 052
Transfers in terms of section 15B	1 695	375 432
Individual transfers	471 018	824 609
Prospective approvals in terms of section 14	2 2197	7 792
Total	2 369 091	3 214 885
Transfers approved	34 730 140	71 471 778
Return on transfers	752 258	2 248 286
Statement of changes in net assets and funds	35 482 398	720 064

6. Benefits

6.1 Benefits – current members

	2017 R'000	2016 R'000
Monthly pensions	528 645	556 473
Lump sums on retirements	6 769 789	7 848 070
Full benefit	6 576 536	7 640 384
Pensions commuted	193 254	207 686
Lump sums before retirement	23 699 913	23 623 831
Disability benefits	610 920	584 995
Death benefits	10 027 444	9 645 843
Withdrawal benefits	10 182 215	11 088 786
Retrenchment benefits	2 879 334	2 303 757
Minimum benefit payments made in terms of section 15	10 475	3 830
Defaults - housing loan facilities	3 069	971
Divorce Payments	73 494	-
Other	4 044 620	2 968 178
Total (6.1)	35 130 006	35 093 094
Benefits for current period	210 215 276	223 928 282
Return allocated	1 969 133	996 342
Statement of changes in net assets and funds (6.1.1)	212 184 409	924 624

TABLE 3.3 Notes to the financial statements of Financial Services Board registered funds (continued)

6.2 Benefits in terms of surplus apportionment

	2017 R'000	2016 R'000
Enhancements to pensioners	132 593	116 510
Enhancements to former members	773 495	830 193
Total benefits (6.2)	906 087	946 703
Surplus allocated	1 134 148	1 923 440
Return allocated	78 909	59 530
Statement of changes in net assets and funds (6.2.1)	1 213 057	1 982 970
Total benefits (6.1 and 6.2)	36 036 094	36 039 797

7. Retirement fund taxation

	2017 R'000	2016 R'000
Taxable income	-	-
Less: formulae reduction	-	-
Retirement fund taxable amount	-	-
Retirement fund taxation at relevant rate	-	-
Adjustments	3 194	154 031
Retirement fund taxation (as per statement of changes in net assets and funds)	3 194	154 031
At beginning of period	3 840	3 950
Retirement fund taxation	3 194	154 031
Penalties and interest	-	-
Other adjustments	-	(55)
Retirement fund taxation paid	(6 947)	(154 125)
Balance at end of period	87	3 802

8. Contributions

	2017 R'000	2016 R'000
Member contributions - received and accrued	2 493 141	2 461 307
Employer contributions - received and accrued	3 412 112	3 360 111
Additional contribution in respect of actuarial shortfall	15 871	76 934
Additional voluntary contributions – employer	23 993	12 618
Additional voluntary contributions – members	25 857	18 471
Contribution payable	21 946	17 938
Other	137 645	166 161
Total contributions receivable	6 130 565	6 113 539
Towards retirement	152 710 327	147 106 303
Toward reinsurance and expenses	15 797 350	15 946 204
Statement of changes in net assets and funds	168 507 677	163 052 507

Note: In conclusion, the expectation of AVC (additional voluntary contributions) is in line with valuator's recommendations and almost all of the above funds with negative AVC form part of contributions receivable, which are legislated in terms of section 13A of the Act.

TABLE 3.3 Notes to the financial statements of Financial Services Board registered funds (continued)

9. Net investment income

	2017 R'000	2016 R'000
Income from investments	64 564 242	75 840 613
Dividends	10 026 932	10 850 406
Interest	20 967 229	21 251 078
Rentals	(437 112)	1 091 837
Collective investment schemes distribution	8 035 652	11 629 438
Income from insurance policies	25 971 541	31 017 854
Interest on late payment of contributions	2 242 545	(2 214 403)
Interest levied on surplus improperly utilised	123 216	1 875 466
Adjustment to fair value	78 845 552	71 155 811
	145 775 555	146 657 486
Less: expenses incurred in managing investments	7 408 252	7 613 320
Less: interest paid on borrowings	43 885	33 183
Total	138 323 418	139 010 984

10. Other income

	2017 R'000	2016 R'000
Bad debts recovered	737	6 347
Other, e.g. security lending fees, profit on sale of investments and commission.	405 698	535 069
	406 435	541 416

11. Administration expenses

	Notes	2017 R'000	2016 R'000
Actuarial fees		300 837	269 800
Administration fees		5 089 667	4 759 861
Audit fees		456 897	221 473
Audit services		228 313	174 578
Expenses		210 902	36 437
Other		17 682	10 459
Consultancy fees		764 226	719 998
Depreciation - at cost		67 094	58 551
Depreciation - at revaluation		3 063	5 245
Fidelity insurance		36 464	35 461
Levies		72 376	75 708
Other		1 801 798	1 925 126
Office expenses		107 118	91 817
Operating lease payments		64 484	45 980
Penalties		231	1 055
Principal officer expenses	10.3	118 636	110 446
Staff expenses	10.2	528 569	484 693
Secretarial fees		12 628	10 128
Board of fund expenses	10.1	186 012	189 478
Less: amount allocated to unclaimed benefits		(59 072)	(50 262)
Total		9 551 392	8 954 559

TABLE 3.3 Notes to the financial statements of Financial Services Board registered funds (continued)

11.1 Board of fund expenses

	2017 R'000	2016 R'000
Remuneration	54 620	61 123
Meeting allowances	52 458	50 455
Expenses	45 462	53 315
Other payments	33 472	24 585
Total	186 012	189 478

11.2 Staff expenses

	2017 R'000	2016 R'000
Remuneration	433 530	383 842
Contributions to retirement fund	46 314	50 236
Training expenses	17 047	15 079
Other payments	31 678	35 536
Total	528 569	484 693

11.3 Principal Officer expenses

	2017 R'000	2016 R'000
Fees as trustee	5 584	10 603
Remuneration	88 800	84 173
Allowances	3,566	3 424
Contributions to retirement fund	2 770	2 467
Bonus	4 089	2 461
Other payments	13 827	7 318
Total	118 636	110 446

12. Surplus improperly utilised receivable

	2017 R'000	2016 R'000
Opening balance	550 245	545 424
Amount payable by employer	54 775	49 889
Interest raised	37 710	19 540
Less	46 195	68 654
Payments received	39 913	32 811
Settlement from employer surplus account	6 282	35 843
Other	-	-
Total amount receivable	596 535	546 199
Disclosed as:		
Non-current portion	376 657	331 666
Current portion	219 878	214 533

13. Amounts to be allocated

TABLE 3.3 Notes to the financial statements of Financial Services Board registered funds (continued)

	2017 R'000	2016 R'000
Surplus to be apportioned	8 989 800	8 726 338
Investment return to be allocated	2 776 511	3 872 092
Other, e.g. pending claims, unallocated deposits and investment return to be allocated	4 792 133	7 950 209
Total amounts to be allocated	16 558 444	20 548 639
Allocated (specify)		-
Total amounts to be allocated	16 558 444	20 548 639

14. Reconciliation of opening balances

	2017 R'000
Closing balance shown in Table 3.2 of previous report	2 273 307 574
Less:	28 514 772
Funds with outstanding returns	35 144 372
Funds cancelled	-
Funds changing year-ends	1 361 890
Funds transferred	731 441
Funds with other status and terminations	769 317
Funds outstanding in 2016 included in this report	(26 382 758)
Both submitted but differs	(1)
Liquidations during the year	352 432
Pending terminations	16 538 079
Opening Balance as per Table 3.2	2 244 792 802

TABLE 3.4 Schedule IB – Assets held in compliance with Regulation 28

	Fair value R'000
A Total assets (Schedule IA -Total investments)	2 437 021 663
B.1 Less: Regulation 28 compliant investments (certificate received from issuing entity):	584 221 909
B.2 Less: Regulation 28 excluded investments	95 624 952
C Less: Investments not disclosed /data not available for disclosure* [Refer IAN]	60 559 948
D TOTAL ASSETS for REGULATION 28 DISCLOSURE	1 696 614 854

Categories of kinds of assets	%	Fair value R'000	Fair value %
1 CASH	100%	212 600 202	12.53
1.1 Local notes, deposits, money market instruments issued by a South African bank, margin accounts, settlement accounts with an exchange and Islamic liquidity management financial instruments	100%	189 102 906	11.15

	Notes and coins, any balance or deposit in an account held with a South African bank		95 145 825	5.61
(a)	-per issuer/entity	25%		
	A money market instrument issued by a South African bank including an Islamic liquidity management financial instrument		87 535 261	5.16
(b)	-per issuer/entity	25%		
	Any positive net balance in a margin account with an exchange		4 392 222	0.26
(c)	-per issuer/entity	25%		
	Any positive net balance in a settlement account with an exchange, operated for the buying and selling of assets		2 029 598	0.12
(d)	-per issuer/entity	25%		
1.2	Foreign balances or deposits, money market instruments issued by a foreign bank including Islamic liquidity management financial instruments	SARB maximum limits	23 497 296	1.38
	Any balance or deposit held with a foreign bank		22 054 705	1.30
(a)	-per issuer/entity	5%		
	Any balance or deposit held with an African bank		206 154	0.01
(b)	-per issuer/entity	5%		
	A money market instrument issued by a foreign bank including an Islamic liquidity management financial instrument		1 236 437	0.07
(c)	-per issuer/entity	5%		
2	DEBT INSTRUMENTS INCLUDING ISLAMIC DEBT INSTRUMENTS	100% issued/ guarantee by Republic otherwise 75%	393 986 619	23.22
2.1	Inside the Republic of South Africa	75/100%	356 107 720	20.99
	Debt instruments issued by, and loans to, the government of the Republic of South Africa, and any debt or loan guaranteed by the Republic of South Africa		201 043 837	11.85
(a)		100%		
	Debt instruments issued or guaranteed by the government of a foreign country		321 592	0.02
(b)	-per issuer	75%		
	Debt instruments issued or guaranteed by a South African Bank against its balance sheet:-		60 000 230	3.54
(c)		75%		
	Listed on an exchange with an issue market capitalisation of R20 billion or more, or an amount or conditions as prescribed		53 509 372	3.15
(c)(i)	-per issuer	75%		
	Listed on an exchange with an issuer market capitalisation of between R2 billion and R20 billion, or an amount or conditions as prescribed		530 671	0.03
(c)(ii)	-per issuer	75%		
		15%		

	Listed on an exchange with an issuer market capitalisation of less than R2 billion, or an amount or conditions as prescribed	75%	3 416 433	0.20
(c)(iii)	-per issuer	10%		
	Not listed on an exchange	25%	2 543 754	0.15
(c)(iv)	- per issuer	5%		
(d)	Debt instruments issued or guaranteed by an entity that has equity listed on an exchange, or debt instruments issued or guaranteed by a public entity under the Public Finance Management Act, 1999 (Act No. 1 of 1999) as prescribed:-	50%	42 395 863	2.50
	Listed on an exchange	50%	35 071 859	2.07
(d)(i)	-per issuer	10%		
	Not listed on an exchange	25%	7 324 004	0.43
(d)(ii)	-per issuer	5%		
(e)	Other debt instruments:	25%	52 346198	3.09
	Listed on an exchange	25%	22 415 734	1.32
(e)(i)	- per instrument	5%		
	Not listed on an exchange	15%	29 930 464	1.76
(e)(ii)	-per instrument	5%		
2.2	Outside the Republic of South Africa	SARB maximum limits	37 878 899	2.23
(a)	Debt instruments issued by, and loans to, the government of the Republic of South Africa, and any debt or loan guaranteed by the Republic of South Africa	SARB maximum limits	5 441 723	0.32
	Debt instruments issued or guaranteed by the government of a foreign country	SARB maximum limits	10 336 672	0.61
(b)	-per issuer	10%		
(c)	Debt instruments issued or guaranteed by a South African bank against its balance sheet:-	SARB maximum limits	1 175 797	0.07
	Listed on an exchange with an issue market capitalisation of R20 billion or more, or an amount or conditions as prescribed	SARB maximum limits	1 086 631	0.06
(c)(i)	-per issuer	25%		
	Listed on an exchange with an issuer market capitalisation of between R2 billion and R20 billion, or an amount or conditions as prescribed	SARB maximum limits	23 880	0.00
(c)(ii)	-per issuer	15%		
	Listed on an exchange with an issuer market capitalisation of less than R2 billion, or an amount or conditions as prescribed	SARB maximum limits	25 423	0.00
(c)(iii)	-per issuer	10%		
	Not listed on an exchange	25%	39 863	0.00
(c)(iv)	- per issuer	5%		
(d)	Debt instruments issued or guaranteed by an entity that has equity listed on an exchange	SARB maximum limits	7 464 446	0.44
	Listed on an exchange	SARB maximum limits	7 058 170	0.42
(d)(i)	-per issuer	10%		

	Not listed on an exchange	25%	406 276	0.02
(d)(ii)	-per issuer	5%		
(e)	Other debt instruments:-	25%	13 460 261	0.79
	Listed on an exchange	25%	9 476 082	0.56
(e)(i)	- per instrument	5%		
	Not listed on an exchange	15%	3 984 179	0.23
(e)(ii)	-per instrument	5%		
3	EQUITIES	75%	895 569 897	52.79
3.1	Inside the Republic of South Africa	75%	595 731 826	35.11
(a)	Preference and ordinary shares in companies, excluding shares in property companies, listed on an exchange:-	75%	587 231 425	34.61
	Issuer market capitalisation of R20 billion or more, or an amount or conditions as prescribed	75%	519 764 224	30.64
(a)(i)	-per issuer	15%		
	Issuer market capitalisation of between R2 billion and R20 billion, or an amount or conditions as prescribed	75%	56 145 496	3.31
(a)(ii)	-per issuer	10%		
	Issuer market capitalisation of less than R2 billion, or an amount or conditions as prescribed	75%	11 321 705	0.67
(a)(iii)	-per issuer	5%		
	Preference and ordinary shares in companies, excluding shares in property companies, not listed on an exchange	10%	8 500 401	0.50
(b)	-per issuer	2.5%		
3.2	Outside the Republic of South Africa	SARB maximum limits	299 838 071	17.67
(a)	Preference and ordinary shares in companies, excluding shares in property companies, listed on an exchange:-	SARB maximum limits	293 934 683	17.32
	Issuer market capitalisation of R20 billion or more, or an amount or conditions as prescribed	SARB maximum limits	266 303 191	15.70
(a)(i)	-per issuer	15%		
	Issuer market capitalisation of between R2 billion and R20 billion, or an amount or conditions as prescribed	SARB maximum limits	10 763 748	0.63
(a)(ii)	-per issuer	10%		
	Issuer market capitalisation of less than R2 billion, or an amount or conditions as prescribed	SARB maximum limits	16 867 744	0.99
(a)(iii)	-per issuer	5%		
	Preference and ordinary shares in companies, excluding shares in property companies, not listed on an exchange	10%	5 903 388	0.35
(b)	-per issuer	2.50%		
4	IMMOVABLE PROPERTY	25%	129 018 940	7.60
4.1	Inside the Republic of South Africa	25%	114 420 379	6.74

(a)	Preference shares, ordinary shares and linked units comprising shares linked to debentures in property companies, or units in a Collective Investment Scheme in Property, listed on an exchange	25%	96 926 917	5.71
(a)(i)	Issuer market capitalisation of R10 billion or more, or an amount or conditions as prescribed	25%	82 152 036	4.84
	-per issuer	15%		
(a)(ii)	Issuer market capitalisation of between R3 billion and R10 billion, or an amount or conditions as prescribed	25%	9 700 251	0.57
	-per issuer	10%		
(a)(iii)	Issuer market capitalisation of less than R3 billion or an amount or conditions as prescribed	25%	5 074 630	0.30
	-per issuer	5%		
(b)	Immovable property, preference and ordinary shares in property companies, and linked units comprising shares linked to debentures in property companies, not listed on an exchange	15%	17 493 463	1.03
	- per issuer	5%		
4.2	Outside the Republic of South Africa	25%	14 598 561	0.86
(a)	Preference shares, ordinary shares and linked units comprising shares linked to debentures in property companies, or units in a Collective Investment Scheme in Property, listed on an exchange	25%	13 780 492	0.81
(a)(i)	Issuer market capitalisation of R10 billion or more, or an amount or conditions as prescribed	25%	11 550 539	0.68
	-per issuer	15%		
(a)(ii)	Issuer market capitalisation of between R3 billion and R10 billion, or an amount or conditions as prescribed	25%	236 573	0.01
	-per issuer	10%		
(a)(iii)	Issuer market capitalisation of less than R3 billion or an amount or conditions as prescribed	25%	1 993 380	0.12
	-per issuer	5%		
(b)	Immovable property, preference and ordinary shares in property companies, and linked units comprising shares linked to debentures in property companies, not listed on an exchange	15%	818 069	0.05
	- per issuer	5%		
5	COMMODITIES	10%	11 096 570	0.65
5.1	Inside the Republic of South Africa	10%	9 895 278	0.58
(a)	Kruger Rands and other commodities on an exchange, including exchange traded commodities	10%	9 895 278	0.58
(a)(i)	Gold (including Kruger Rands)	10%	4 610 760	0.27
(a)(ii)	Other commodities	5%	5 284 518	0.31
	-each other commodity	5%		
5.2	Outside the Republic of South Africa	10%	1 201 292	0.07

(a)	Gold and other commodities on an exchange, including exchange traded commodities	10%	1 201 292	0.07
(a)(i)	Gold	10%	259 812	0.02
(a)(ii)	Other commodities	5%	941 480	0.06
	-each commodity	5%		
6	INVESTMENTS IN THE BUSINESS OF A PARTICIPATING EMPLOYER INSIDE THE REPUBLIC IN TERMS OF:-		10 975 154	0.65
(a)	Section 19(4) of the Pension Funds Act	5%	10 828 171	0.64
(b)	To the extent it has been allowed by an exemption in terms of section 19(4A) of the Pension Funds Act	10%	146 983	0.01
7	HOUSING LOANS GRANTED TO MEMBERS IN ACCORDANCE WITH THE PROVISIONS OF SECTION 19(5)	95%	353 643	0.02
8	HEDGE FUNDS, PRIVATE EQUITY FUNDS AND ANY OTHER ASSET NOT REFERRED TO IN THIS SCHEDULE	15%	43 013 829	2.54
8.1	Inside the Republic of South Africa	15%	32 927 276	1.94
(a)	Hedge fund	10%	21 074 896	1.24
(a)(i)	Funds of hedge funds	10%	18 754 224	1.11
	- per issuer	5%		
(a)(ii)	Hedge funds	10%	2 320 672	0.26
	- per issuer	2.50%		
(b)	Private equity funds	10%	8 386 542	0.49
(b)(i)	Funds of private equity funds	10%	5 574 310	0.33
	- per issuer	5%		
(b)(ii)	Private equity funds	10%	2 812 232	0.17
	- per issuer	2.50%		
(c)	Other assets not referred to in this schedule and excluding a hedge fund or private equity fund	2.50%	3 465 838	0.20
8.2	Outside the Republic of South Africa	15%	10 086 553	0.59
(a)	Hedge fund	10%	2 604 422	0.15
(a)(i)	Funds of hedge funds	10%	2 315 179	0.14
	- per issuer	5%		
(a)(ii)	Hedge funds	10%	289 243	0.02
	- per issuer	2.50%		
(b)	Private equity funds	10%	6 166 078	0.36
(b)(i)	Funds of private equity funds	10%	4 733 847	0.28
	- per issuer	5%		
(b)(ii)	Private equity funds	10%	1 432 232	0.08
	- per issuer	2.50%		
(c)	Other assets not referred to in this schedule and excluding a hedge fund or private equity fund	2.50%	1 316 052	0.08
	Total assets (Regulation 28) (C above)		1 696 614 854	100

TABLE 3.5 Investment summary (Regulation 28)

		Local R'000	Percentage of Fair Value %	Foreign (Excluding Africa) R'000	Percentage of Fair Value %	Africa R'000	Percentage of Fair value %	Total R'000
1	Balances or deposits, money market instruments issued by a bank including Islamic liquidity management financial instruments	189 102 906	7.76	23 345 833	0.96	151 463	0.01	212 600 202
2	Debt instruments including Islamic debt instruments	356 107 720	14.61	37 267 971	1.53	610 927	0.03	393 986 618
3	Equities	595 731 826	24.45	298 436 388	12.25	1 401 684	0.06	895 569 898
4	Immovable property	114 420 379	4.70	13 737 727	0.56	860 834	0.04	129 018 940
5	Commodities	9 895 278	0.41	1 201 292	0.05	-	-	11 096 570
6	Investment in the business of a participating employer	10 975 154	0.45	-	-	-	-	10 975 154
7	Housing loans granted to members - section 19(5)	353 643	0.01	-	-	-	-	353 643
8	Hedge funds, private equity funds and any other assets not referred to in this schedule	32 927 276	1.35	9 945 202	0.41	141 351	0.33	43 013 829
9	Fair value of assets to be excluded in terms of sub-regulation (8)(b) of Regulation 28	526 217 145	21.59	151 319 316	6.21	2 310 399	0.09	679 846 860
10	Investments not disclosed/data not available for disclosure	59 317 879	2.43	1 239 838	0.05	2 232	-	60 559 949
	TOTAL (equal to the fair value of assets)	1 895 049 206		536 493 567		5 478 890		2 437 021 663

Note: Maximum foreign limit and disclosure is reflected in terms of the South African Reserve Bank requirements.





CHAPTER 4

REGULATORY STAFF OF THE RETIREMENT FUNDS SUPERVISION DIVISION

Department	Name	Position	Telephone	E-mail
Divisional Executive office	Mr Olano Makhubela	Divisional Executive	012 367 7865	olano.makhubela@fsca.co.za
	Mr Radesh Maharaj	Senior Legal Advisor	012 428 8116	radesh.maharaj@fsca.co.za
Supervisory framework	Ms Alta Marais	Head of Department	012 428 8065	alta.marais@fsca.co.za
	Ms Loraine de Swardt	Systems Manager	012 428 8020	loraine.deswardt@fsca.co.za
Prudential Supervision	Ms Wilma Mokupo	Head of Department	012 428 8032	wilma.mokupo@fsca.co.za
	Ms Francina Sako Ledwaba	Secretary/ Departmental Assistant	012 367 7162	sako.ledwaba@fsca.co.za
	Mr Charles Pretorius	Manager	012 428 8134	charles.pretorius@fsca.co.za
	Ms Portia Matle	Specialist Analyst	012 428 8034	portia.matle@fsca.co.za
	Mr Isaac Nkoana	Specialist Analyst	012 428 8082	isaac.nkoana@fsca.co.za
	Ms Nokuthula Msimango	Senior Analyst	012 428 8115	nokuthula.msimango@fsca.co.za
	Mr Benjamin Legodi	Senior Analyst	012 367 7104	benjamin.legodi@fsca.co.za
	Ms Kgaugelo Popela	Senior Analyst	012 422 2851	kgaugelo.popela@fsca.co.za
	Mr. Mthobisi Khumalo	Senior Analyst	012 367 7226	mthobisi.khumalo@fsca.co.za
	Mr Boy Mokapi	Analyst	012 367 7871	boy.mokapi@fsca.co.za
	Ms Victoria Mabunda	Senior Admin Assistant	012 428 8086	victoria.mabunda@fsca.co.za
	Mr Danny Kgame Kgaka	Manager	012 428 8188	kgame.kgaka@fsca.co.za
	Mr Ezekiel Raseroka	Specialist Analyst	012 422 2810	ezekiel.raseroka@fsca.co.za
	Mr Thabo Maponya	Specialist Analyst	012 428 8169	thabo.maponya@fsca.co.za
	Mr Floyd Mabena	Specialist Analyst	012 428 8048	floyd.mabena@fsca.co.za
	Ms Vhutshilo Ramanugu	Specialist Analyst	012 367 7234	vhutshilo.ramanugu@fsca.co.za
	Ms Phelisa Siwundla	Specialist Analyst	012 422 2813	phelisa.siwundla@fsca.co.za
	Mr Tshepo Chiloane	Senior Analyst	012 422 2945	tshepo.chiloane@fsca.co.za
	Mr Lodwick Mashigo	Junior Analyst	012 367 7142	lodwick.mashigo@fsca.co.za
	Ms Itumeleng Dikobe	Junior Analyst	012 367 7184	itumeleng.dikobe@fsca.co.za
Mr Thabiso Molokoane	Junior Analyst	012 367 7864	thabiso.molokoane@fsca.co.za	
Mr Tholoane Sebolao	Admin Assistant	012 422 2877	tholoane.sebolao@fsca.co.za	
Reviews & Authorisations	Ms Fikile Mosoma	Head of Department	012 428 8072	fikile.mosoma@fsca.co.za
	Ms Jodine Scholtz	Departmental Assistant	012 428 8172	jodine.scholtz@fsca.co.za
	Mr Papi Kekana	Manager Team 1(Note1)	012 428 8132	papinyana.kekana@fsca.co.za
	Ms Nkateko Khoza	Specialist Analyst	012 428 2835	nkateko.khoza@fsca.co.za
	Mr Benny Moloko	Senior Analyst	012 428 8005	mojalefa.moloko@fsca.co.za
	Ms Anita Pullen	Senior Analyst	012 428 8022	anita.pullen@fsca.co.za

Department	Name	Position	Telephone	E-mail
Reviews & Authorisations	Mr Moses Mahlangu	Analyst	012 428 8033	moses.mahlangu@fsca.co.za
	Ms Lean Segwapa	Admin Assistant	012 422 2886	lean.segwapa@fsca.co.za
	Ms Keneilwe Matlou	Junior Analyst	012 367 7814	keneilwe.matlou@fsca.co.za
	Mr Thato Mogolwane	Registry Clerk	012 428 8113	thato.mogolwane@fsca.co.za
	Mr Mulalo Gededzha	Junior Analyst	012 367 7810	molalu.gededzha@fsca.co.za
	Ms Conny Molefe	Manager Team 2(Note2)	012 428 8125	mmadikgomo.molefe@fsca.co.za
	Mr Edwin Tshabalala	Analyst	012 428 8154	edwin.tshabalala@fsca.co.za
	Ms Gontse Kohlsmith	Junior Analyst	012 422 2915	gontse.kohlsmith@fsca.co.za
	Ms Mampe Masike	Junior Analyst	012 428 2886	mampe.masike@fsca.co.za
	Ms Khomotso Rampedi	Analyst	012 367 7223	khomotso.rampedi@fsca.co.za
	Ms Maureen Masilela	Admin Assistant	012 428 8177	maureen.masilela@fsca.co.za
	Mr Maano Tshilate	Junior Analyst	012 367 7838	maano.tshilate@fsca.co.za
	Ms Rabokale Thobejane	Junior Analyst	012 367 7209	rabokale.thobejane@fsca.co.za
	Mr Retshedisitswe Mokoena	Junior Analyst	012 367 7891	retshedisitswe.mokoena@fsca.co.za
	Ms Yolanda Magengenene	Junior Analyst	012 428 8105	yolanda.magengenene@fsca.co.za
	MsGloria Seletela	Manager Team 3(Note3)	012 422 2824	gloria.seletela@fsca.co.za
	Mr Isaac Ndou	Junior Analyst	012 367 7841	mpfariseni.ndou@fsca.co.za
	Mr. Ronald Kekana	Analyst	012 428 8195	ronald.kekana@fsca.co.za
	Ms Onicah Matseke	Junior Analyst	012 428 8023	onicah.matseke@fsca.co.za
	Mr Thabo Ramoloko	Junior Analyst	012 428 8071	thabo.ramoloko@fsca.co.za

Note 1: Team 1 portfolio of administrators: ABSA, AON, Breco, Cedar, Evolution, GIB Financial, Jacques Malan, Old Mutual, PSG, Sanlam, Tennant, Verso, WA Davidson, 10X, Admin People, Allan Gray, Bensure, Borwa, Discovery, EPE, FAS, Global Independent, Integrity, Investment Solutions, Key Trends and Motor Industry

Note 2: Team 2 portfolio of administrators: Advice @ Work, Alexander Forbes, Financial Admin Solutions, Momentum, Metropolitan, Trilogy, Alex Life, GQM and Own administrators

Note 3: Team 3 portfolio of administrators: Akani, Bambonani, Bophelo, Broksure, Channel Life, Everest, First Light, Fussel, Fairsure, Grant Thornton, Grant Thornton Capital, Hollard Life, Liberty Group, Lifesense, Lion of Africa, LSRC, Mcubed, Moriting, NBC, NMG, Oasis, Ensimini, Robson Savage, RFS, Retirement Fund Solutions Holding, Scientia, Silver Crest and Vic Glasscock

Department	Name	Position	Telephone	E-mail
Conduct of Business Supervision	Ms Corlia Buitendag	Head of Department	012 428 8030	corlia.buitendag@fsc.co.za
	Ms Noxolo Nkebe	Secretary	012 422 2820	noxolo.nkebe@fsc.co.za
	Ms Takalani Lukhaimane	Manager	012 422 2916	takalani.lukhaimane@fsc.co.za
	Mr Tebogo Ramushu	Specialist Analyst	012 422 2888	tebogo.ramushu@fsc.co.za
	Ms Lungile Ntobe	Specialist Analyst	012 367 7272	lungile.ntobe@fsc.co.za
	Ms Wilhelmina van der Walt	Specialist Analyst	012 422 2939	wilhelmina.vanderwalt@fsc.co.za
	Mr Mpho Moahlodi	Specialist Analyst	012 428 8073	lorraine.moahlodi@fsc.co.za
	Ms Lungile Ntobe	Specialist Analyst	012 367 7272	lungile.ntobe@fsc.co.za
	Ms Vhuhwavho Lithole	Junior Analyst	012 422 2886	vhuhwavho.lithole@fsc.co.za
	Ms Monray Gordon	Junior Analyst	012 422 2991	monray.gordon@fsc.co.za
	Ms Dimakatso Zililo	Specialist Analyst	012 367 7199	dimakatso.dililo@fsc.co.za
	Mr Elvis Madumo	Specialist Analyst	012 367 7107	elvis.madumo@fsc.co.za
	Mr Ryan Neale	Manager	012 428 8157	ryan.neale@fsc.co.za
	Mr Anton van Graan	Specialist Analyst	012 422 2890	anton.vangraan@fsc.co.za
	Mr Sunnyboy Masangu	Specialist Analyst	012 422 2833	sunnyboy.masangu@fsc.co.za
	Mr Lebogang Mokete	Specialist Analyst	012 428 8197	lebolo.mokete@fsc.co.za
	Ms Mamiki Motale	Specialist Analyst	012 428 8035	rebecca.motale@fsc.co.za
	Ms Regopotswe Madlala	Specialist Analyst	012 422 2957	regopotswe.madlala@fsc.co.za
	Mr Carlo da Gama	Specialist Analyst	012 422 2918	carlo.dagama@fsc.co.za
	Mr Sanele Magazi	Specialist Analyst	012 367 7250	sanele.magazi@fsc.co.za
	Mr Naheem EbrahimEssop	Specialist Analyst	012 367 7249	naheem.ebrahimesop@fsc.co.za

ANNEXURE: DESCRIPTION OF TYPES OF FUNDS

The description of the types of funds is provided for information purposes only. Within these broad categories, there are variations in the benefit structures, governance and management of funds.

OCCUPATIONAL (COMPULSORY) FUND	
This is a fund to which a member belongs in terms of his or her conditions of employment.	
Pension fund	The fund may allow a member who has decided to retire to elect to take up to one third of the capital value of their retirement benefit in the form of a lump sum but it will not allow the whole of the capital value to be paid in this way if it is above a maximum threshold. Instead, the balance must be paid in the form of an annuity. A retirement fund that pays a member who has retired an annuity (also called a 'pension') for the remainder of his or her life in regular installments, usually on a monthly basis. It may also pay an annuity to the member's surviving spouse or child, if applicable.
Provident fund	A retirement fund that pays a lump sum benefit to a member when he/she reaches retirement age.
Defined benefit fund	A retirement fund which provides a retirement benefit that is determined as an amount equal to the member's final average salary multiplied by the years of pensionable service multiplied by an accrual factor determined in terms of the rules. The amount of a member's retirement benefit is determined in terms of this formula and is not based on the contributions paid for that member. The rate at which the member contributes to the fund is usually fixed as a percentage of that their pensionable salary. The rate at which a participating employer is required to contribute to the fund (which rate may change from time to time) is usually determined on a 'balance of cost' basis. This means that the fund's valuator works out the rate at which the employer will need to contribute to the fund over the next three years if the fund is to remain financially sound and thus able to meet its benefit liabilities as and when they arise.
Defined contribution fund	A retirement fund which provides a benefit on retirement which is determined on the basis of the accumulated contributions made to the fund by the member and/or the member's employer, increased by returns earned on the investment of those contributions less deductions made from those contributions to meet the costs of running the fund and providing for death and disability benefits. The rates at which the member and employer contribute to the fund are fixed or defined as a percentage of the member's remuneration and the member carries the risks and rewards of the fund's investment performance.
Stand-alone fund	This is a fund that is not an umbrella fund. A stand-alone fund has as its members, only employees who are employed by one principal employer, or by a group of employers related to each other by shareholding. Members of the fund must be given the right to elect at least half of the members of the board of such a fund and the balance will be appointed by the employers or former employers of those members.
Umbrella fund	Also known as a multi-employer fund, this is a fund to which employees of a number of unrelated employers belong. The members of the board of the fund are usually appointed by the fund's sponsor or creator (usually a fund administrator, insurer, bargaining council or union) rather than by the members and their employers. The rates at which contributions are made in respect of members employed by specific employers and the benefits to which such members are entitled may be captured in what are known as 'special rules' which form annexures to the main body of rules that provide for the governance, operation and management of the fund.
Union fund	This is a fund established by a trade union for the benefit of its members and to which its members (and possibly other employees as well) belong in terms of collective agreements concluded between the union and an employer or an employer organisation. The rules of the fund may provide that all members and all employers will make contributions to the fund at the same rate or at rates determined by agreement between the union and each employer in respect of its employees who are members of the fund.

	Bargaining council or statutory council funds	This is a fund established in terms of a collective agreement between one or more trade unions and one or more employers' associations, to which the employees of the employers who are members of the association are required to belong in terms of that collective agreement. In terms of the Labour Relations Act, if the unions between them represent, and the employers between them employ, more than 50% of the employees employed in a defined sector, the Minister of Labour may make the collective agreement binding even on those employees employed in the sector who are not members of the union(s) and those employers conducting business in the sector who are not members of the employers' organisation(s).
	Sectoral determination fund	This is a fund established in terms of a sectoral determination issued by the Minister of Labour in terms of the Basic Conditions of Employment Act, to which all employees employed in the sector are required by law to belong and to which those employees and their employers are required to contribute.
	Trade or occupational fund	This is a fund (such as the Dental Technicians fund) established by a body (usually a conduct standard setting and supervising body) for members of a particular trade, profession or occupation and to which such members may be required to belong in terms of their contracts of employment.
	'Commercial' umbrella fund	This is a fund established by a provider of financial services or products and to which employees of numerous unrelated employers may be required to belong in terms of their contracts of employment.
Underwritten fund	The only assets of this type of fund are policies of insurance. Contributions are paid directly to the insurer and the insurer then undertakes to pay benefits as and when they become payable by the fund. The fund's liability to the member is limited to the amount payable in terms of the fund policy.	
Privately administered fund	This is a fund which operates its own bank account and pays benefits in terms of its rules from the assets of the fund.	
Contributory fund	This is a fund to which the member and/or the member's employer make regular contributions until the member becomes entitled to a benefit. (Note that the term 'non-contributory fund' is sometimes used to refer to a fund to which only employers, and not members, contribute).	
Paid-up fund	This is a fund to which a member and/or their employer have contributed in the past but to which neither is now contributing. The member will be entitled to receive a benefit from the fund either on retirement or on termination of employment.	

VOLUNTARY FUND

This is a retirement fund which a member joins of their own accord and to which the member alone makes contributions. The fund may be a retirement annuity fund (to which the member may make regular or lump sum contributions) or a preservation fund to which the member's previous fund has transferred the member's retirement savings in that fund. Once the member has joined the fund, no benefit will be payable until the member reaches their specified retirement age.

Preservation fund	This is a fund to which a 'contribution' is made for a member in the form of his/ her transferred savings from another retirement fund on termination of the member's membership of that fund. Those retirement savings are then kept and invested by the preservation fund until the member reaches retirement age (any date after the member reaches 55 years of age) although the rules may allow a member to make one withdrawal before retirement unless a deduction was made by the previous fund from the member's benefit before the balance was paid to the preservation fund.	
	Pension preservation fund	This is a preservation fund to which benefits may be transferred from a member's pension fund and preserved until they reached retirement age.
	Provident preservation fund	This is a preservation fund to which benefits may be transferred from a member's provident fund and preserved until they reached retirement age.
Retirement annuity fund	This is a fund to which a member may make a single or several contributions during their working life. It is a pension fund which means that the maximum share of the members' retirement capital that may be paid in the form of a lump sum is one-third. The balance must be paid as an annuity for life.	

UNCLAIMED BENEFIT FUND

This is a type of preservation fund, but membership of the fund is not voluntary. It is a fund into which a retirement fund transfers accumulated unclaimed benefits may transfer the benefits for preservation, until claimed by the beneficiary.

BENEFICIARY FUND

This is a fund to which shares of benefits payable on the death of fund members may be paid in certain circumstances. For example, if the retirement fund decides that there is no suitable guardian or caregiver to administer the share of a death benefit allocated to an orphan, it may pay the share to a beneficiary fund which will invest that money and pay out amounts of it to the orphan or for the benefit of the orphan as and when required until he or she reaches the age of 18.





RP450/2018
ISBN: 978-0-621-46983-7



**FINANCIAL
SERVICES
BOARD**

www.fsb.co.za